

# Comments & Recommendations

## on MWRA's Proposed FY 2027 Capital Improvement Program and Current Expense Budget



**A Wider View for the Next Era**

**Responsibility in Action**

- Budget clarity
- Workforce reality
- Long-term obligations
- Community impacts
- Leadership capacity

**How to Read the Dashboard**

**System Decisions, Local Obligations**

**Different Scale, Different Burden.**

**The Burden Does Not Stop in 2050**

**Preparing Leadership Capacity**

- Continuity
- Transition
- Engagement/Action

**The Board's Stabilizing Role**

**When Next Generation Requires Action**

**Process Protects Ratepayers**

**The Questions Will Keep Returning**



**MWRA Board of Directors Meeting  
May 20, 2026**



**FY 2027**

# Comments and Recommendations

on the MWRA's Proposed  
Capital Improvement Program  
and  
Current Expense Budget

**MWRA  
Advisory Board**

Representing 60  
cities and towns  
served by the  
Massachusetts Water  
Resources Authority

**May 2026**





# FY27 Is Stable — But Not Static

**2.99%**

*Proposed increase*

**\$905.1M**

*Rate Revenue Requirement*

# A Targeted Recommendation

**2.99%**

*Proposed increase*

**2.50%**

*Recommended increase*

**Net reduction: \$4.33M**

*Vacancy Rate  
Sludge pelletization*

# Not one pressure. A stack.

Climate + regulatory uncertainty

Pension / OPEB

Workforce capacity

CSO obligations

Capital renewal

Aging assets

# **A Wider View for the Next Era**

Sustainable & Predictable.

**Responsible.**



# Responsibility in Action

Budget clarity

Workforce reality

Long-term obligations


Community impacts

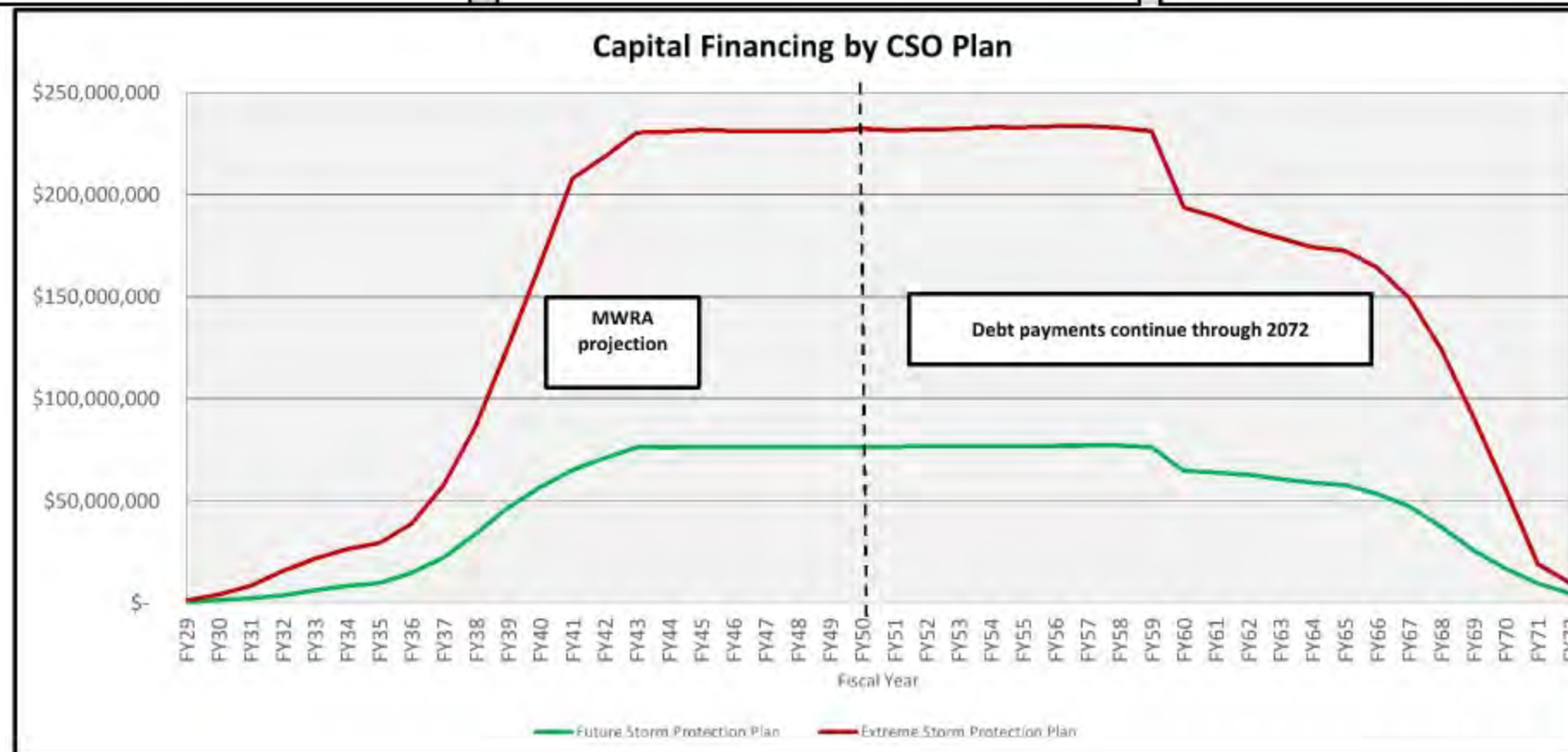
Leadership capacity

# Making Data Usable




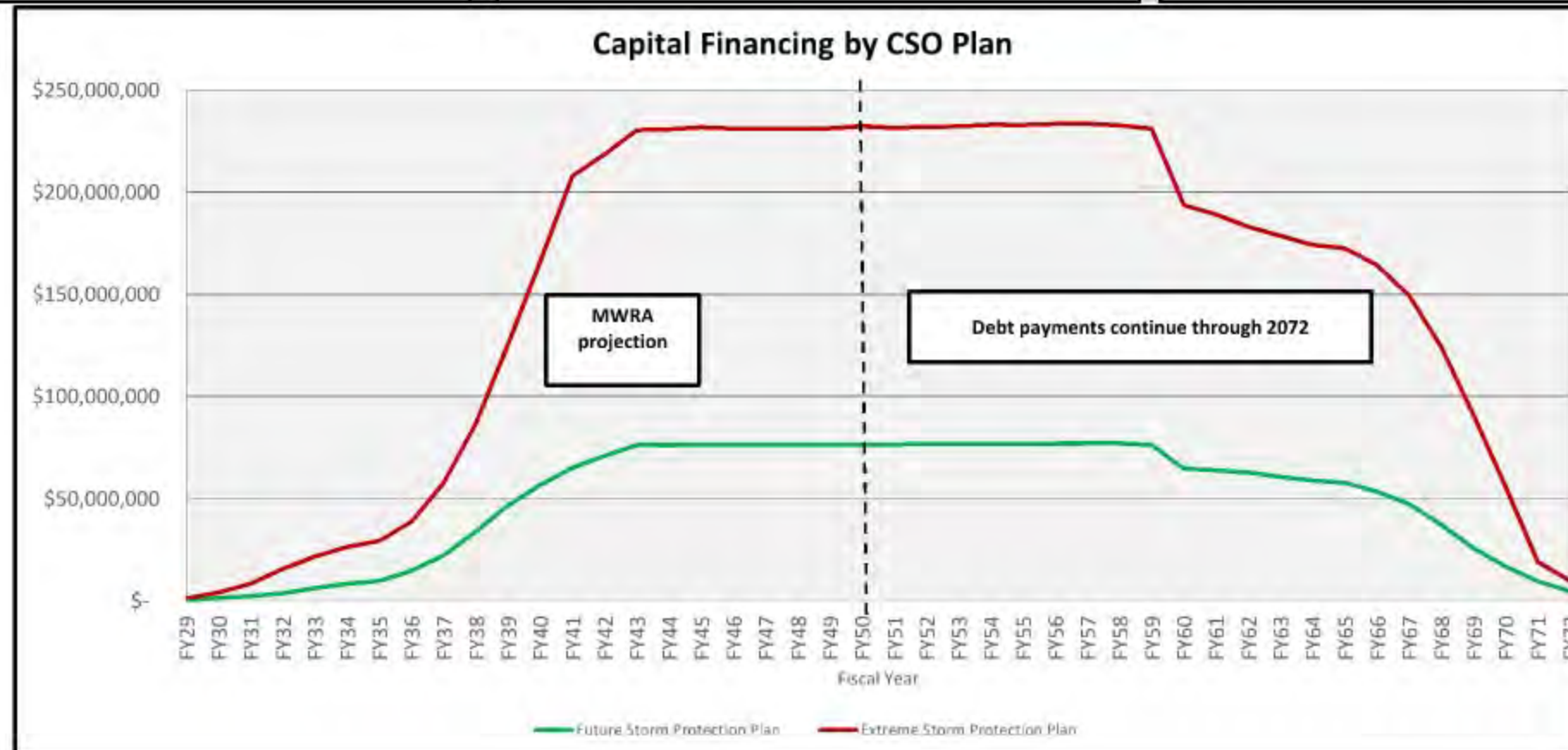
# How to Read the Dashboard

 <b>Actual Community Cost of Proposed CSO Control Plans</b>		
<b>System Total</b>		← Selected Community
<i>Billions in additional cost. No demonstrated added swimming days.</i>		
<b>Future Storm Protection Plan</b>	<b>Extreme Storm Protection Plan</b>	<b>Cost to Upgrade to Extreme Storm Protection</b>
<i>Designed to eliminate CSOs under projected 2050 storm conditions (\$1.28B Plan)</i>	<i>Designed for rare 25-year storms (≈4% annual probability) CSOs would still occur during larger storms</i>	<i>Additional community cost to upgrade from Future Storm Protection Plan to the Extreme Storm Protection Plan. (Δ)</i>
<i>Both plans use forward-looking 2050 climate projections instead of historical rainfall averages — a first for CSO planning in the United States.</i>		
<b>MWRA Projection Window (through 2050)</b> <div style="border: 1px solid black; padding: 2px; text-align: center;">\$954,075,044</div> <b>TOTAL COMMUNITY COST (through 2072)</b> <div style="border: 1px solid black; padding: 2px; text-align: center; background-color: #cccccc;"><b>\$2,209,251,066</b></div> <b>Additional Cost After 2050</b> <div style="border: 1px solid black; padding: 2px; text-align: center;">\$1,255,176,022</div>	<b>MWRA Projection Window (through 2050)</b> <div style="border: 1px solid black; padding: 2px; text-align: center;">\$2,857,807,846</div> <b>TOTAL COMMUNITY COST (through 2072)</b> <div style="border: 1px solid black; padding: 2px; text-align: center; background-color: #cccccc;"><b>\$6,653,150,158</b></div> <b>Additional Cost After 2050</b> <div style="border: 1px solid black; padding: 2px; text-align: center;">\$3,795,342,313</div>	<b>MWRA Projection Window (through 2050)</b> <div style="border: 1px solid black; padding: 2px; text-align: center;">\$1,903,732,802</div> <b>TOTAL COMMUNITY COST (through 2072)</b> <div style="border: 1px solid black; padding: 2px; text-align: center; background-color: #cccccc;"><b>\$4,443,899,092</b></div> <b>Additional Cost After 2050</b> <div style="border: 1px solid black; padding: 2px; text-align: center;">\$2,540,166,290</div>




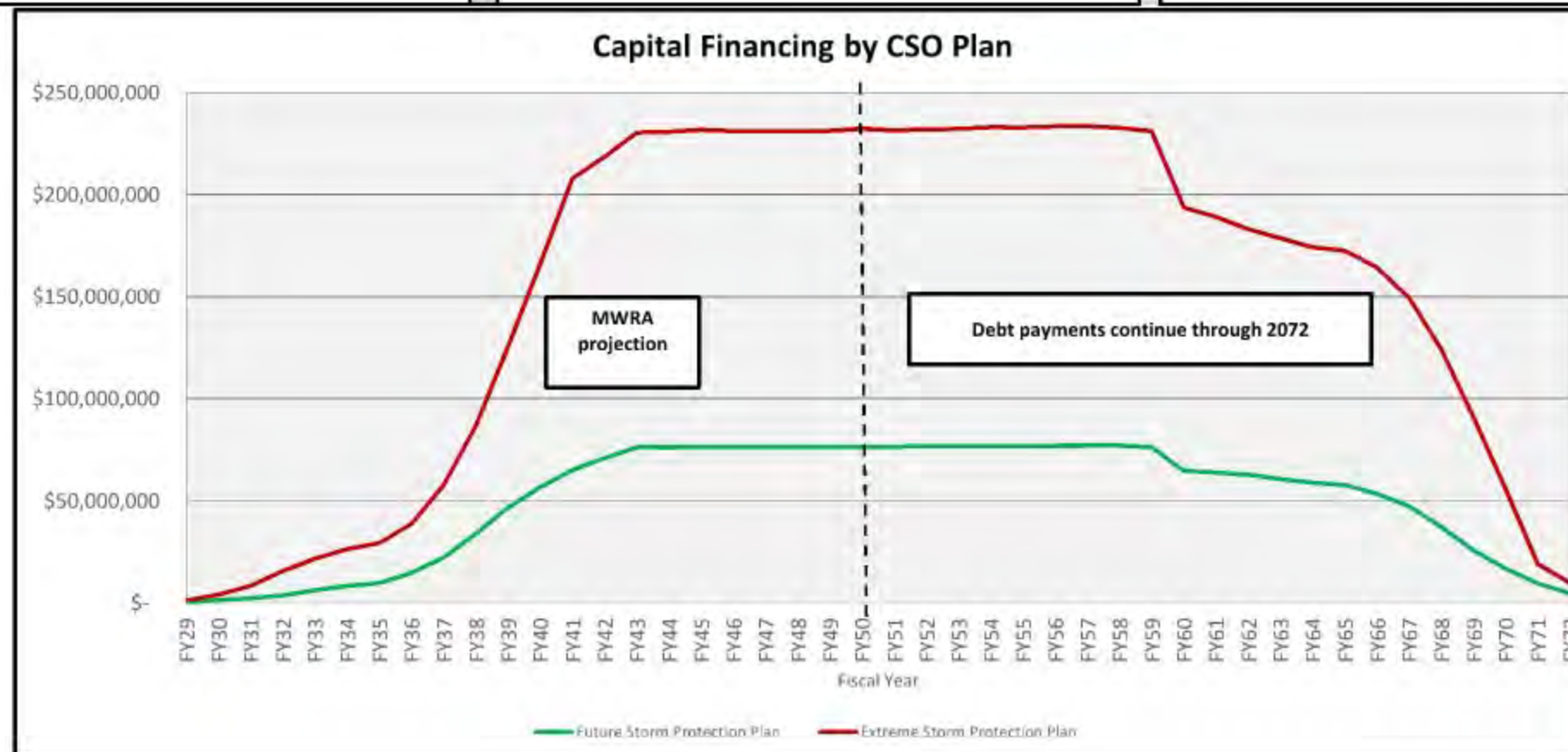
# How to Read the Dashboard

 <b>Actual Community Cost of Proposed CSO Control Plans</b>		
System Total	Selected community	Community
<i>Billions in additional cost. No demonstrated added swimming days.</i>		
<b>Future Storm Protection Plan</b> <i>Designed to eliminate CSOs under projected 2050 storm conditions</i> <b>(\$1.28B Plan)</b>	<b>Extreme Storm Protection Plan</b> <i>Designed for rare 25-year storms (=4% annual probability)</i> <i>CSOs would still occur during larger storms</i>	<b>Cost to Upgrade to Extreme Storm Protection</b> <i>Additional community cost to upgrade from Future Storm Protection Plan to the Extreme Storm Protection Plan.</i> <b>(Δ)</b>
<i>Both plans use forward-looking 2050 climate projections instead of historical rainfall averages — a first for CSO planning in the United States.</i>		
<b>MWRA Projection Window (through 2050)</b> \$954,075,044 <b>TOTAL COMMUNITY COST (through 2072)</b> <b>\$2,209,251,066</b> Additional Cost After 2050 \$1,255,176,022	<b>MWRA Projection Window (through 2050)</b> \$2,857,807,846 <b>TOTAL COMMUNITY COST (through 2072)</b> <b>\$6,653,150,158</b> Additional Cost After 2050 \$3,795,342,313	<b>MWRA Projection Window (through 2050)</b> \$1,903,732,802 <b>TOTAL COMMUNITY COST (through 2072)</b> <b>\$4,443,899,092</b> Additional Cost After 2050 \$2,540,166,290




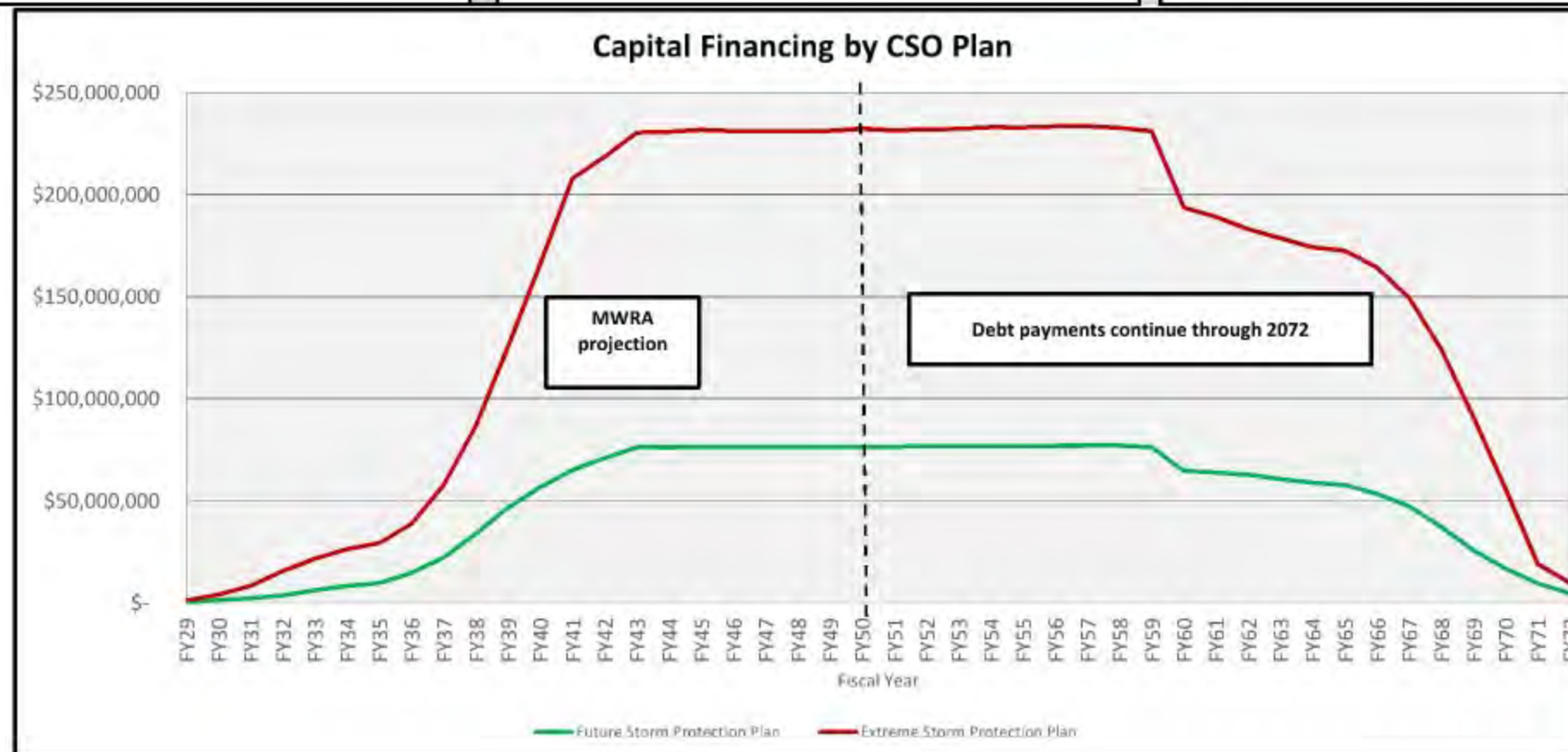
# How to Read the Dashboard

 <b>Actual Community Cost of Proposed CSO Control Plans</b>		
<b>System Total</b>		← Selected Community
<i>Billions in additional cost. No demonstrated added swimming days.</i>		
<b>Future Storm Protection Plan</b>	<b>Extreme Storm Protection Plan</b>	<b>Cost to Upgrade to Extreme Storm Protection</b>
<i>Designed to eliminate CSOs under projected 2050 storm conditions (\$1.28B Plan)</i>	<i>Designed for rare 25-year storms (≈4% annual probability) CSOs would still occur during larger storms</i>	<i>Additional community cost to upgrade from Future Storm Protection Plan to the Extreme Storm Protection Plan. (Δ)</i>
<i>Both plans use forward-looking 2050 climate projections instead of historical rainfall averages — a first for CSO planning in the United States.</i>		
<b>MWRA Projection Window (through 2050)</b> \$954,075,044 <b>TOTAL COMMUNITY COST (through 2072)</b> <b>\$2,209,251,066</b> Additional Cost After 2050 \$1,255,176,022	<b>MWRA Projection Window (through 2050)</b> \$2,857,807,846 <b>TOTAL COMMUNITY COST (through 2072)</b> <b>\$6,653,150,158</b> Additional Cost After 2050 \$3,795,342,313	<b>MWRA Projection Window (through 2050)</b> \$1,903,732,802 <b>TOTAL COMMUNITY COST (through 2072)</b> <b>\$4,443,899,092</b> Additional Cost After 2050 \$2,540,166,290




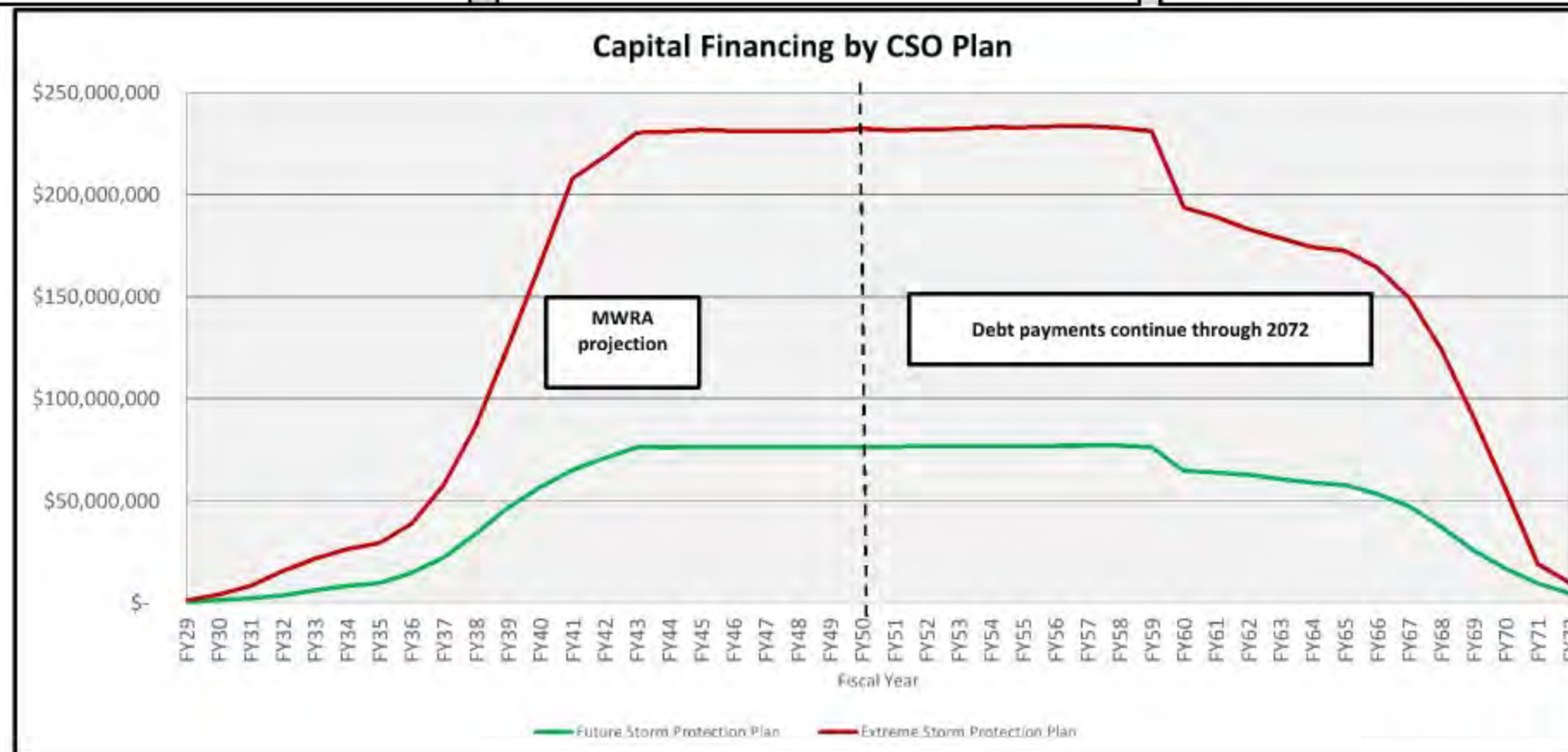
# How to Read the Dashboard

 <b>Actual Community Cost of Proposed CSO Control Plans</b>		
System Total	← Selected Community	
Billions in additional community cost from CSO control plans over the next 50 years. Includes swimming days.		
<b>Plan comparison</b>		
<b>Future Storm Protection Plan</b> <i>Designed to eliminate CSOs under projected 2050 storm conditions</i> <b>(\$1.28B Plan)</b>	<b>Extreme Storm Protection Plan</b> <i>Designed for rare 25-year storms (≈4% annual probability)</i> <i>CSOs would still occur during larger storms</i>	<b>Cost to Upgrade to Extreme Storm Protection</b> <i>Additional community cost to upgrade from Future Storm Protection Plan to the Extreme Storm Protection Plan.</i> <b>(Δ)</b>
<i>Both plans use forward-looking 2050 climate projections instead of historical rainfall averages — a first for CSO planning in the United States.</i>		
<b>MWRA Projection Window (through 2050)</b> \$954,075,044 <b>TOTAL COMMUNITY COST (through 2072)</b> <b>\$2,209,251,066</b> Additional Cost After 2050 \$1,255,176,022	<b>MWRA Projection Window (through 2050)</b> \$2,857,807,846 <b>TOTAL COMMUNITY COST (through 2072)</b> <b>\$6,653,150,158</b> Additional Cost After 2050 \$3,795,342,313	<b>MWRA Projection Window (through 2050)</b> \$1,903,732,802 <b>TOTAL COMMUNITY COST (through 2072)</b> <b>\$4,443,899,092</b> Additional Cost After 2050 \$2,540,166,290




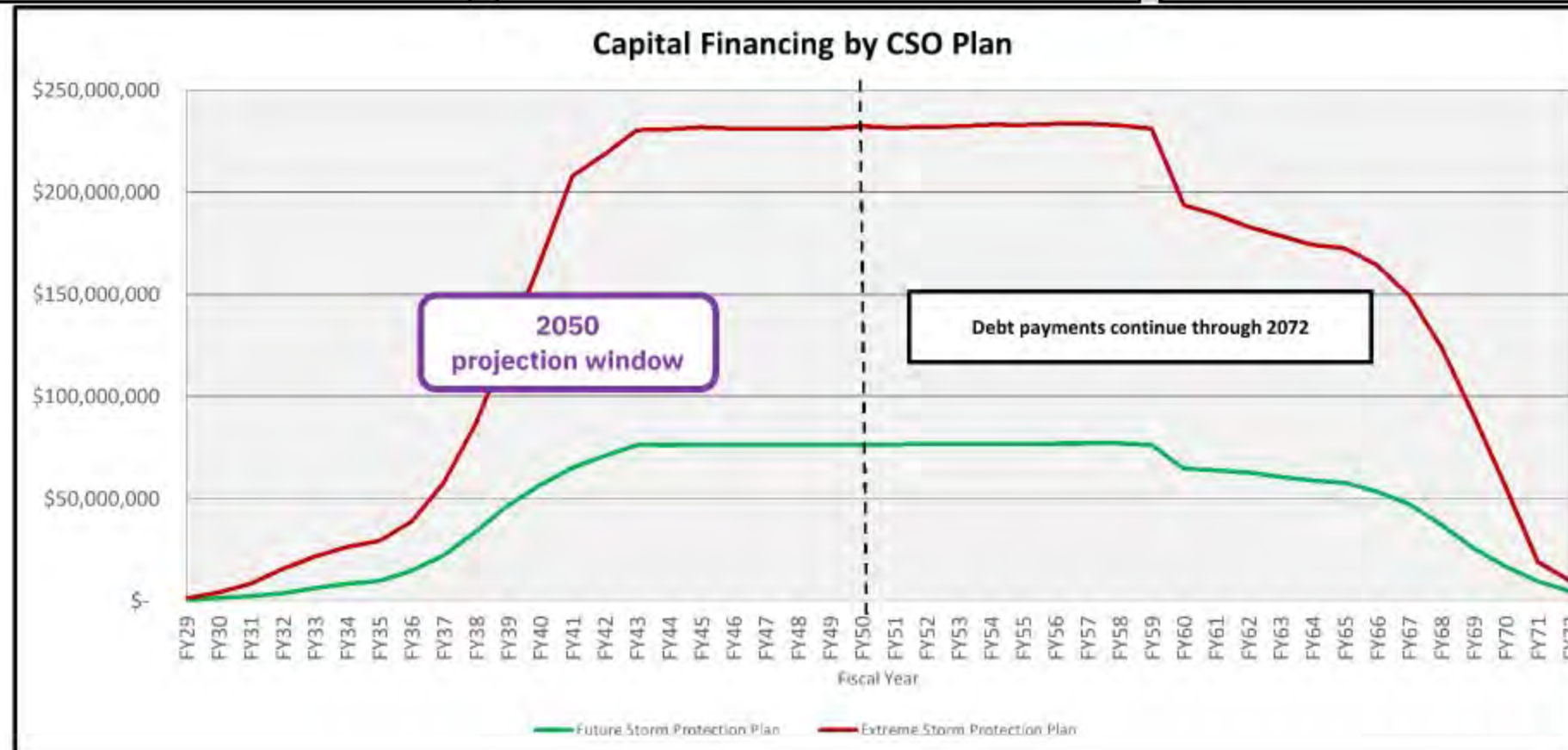
# How to Read the Dashboard

 <b>Actual Community Cost of Proposed CSO Control Plans</b>		
<b>System Total</b>		← Selected Community
<i>Billions in additional cost. No demonstrated added swimming days.</i>		
<b>Future Storm Protection Plan</b>	<b>Extreme Storm Protection Plan</b>	<b>Cost to Upgrade to Extreme Storm Protection</b>
<i>Designed to eliminate CSOs under projected 2050 storm conditions (\$1.28B Plan)</i>	<i>Designed for rare 25-year storms (≈4% annual probability) CSOs would still occur during larger storms</i>	<i>Additional community cost to upgrade from Future Storm Protection Plan to the Extreme Storm Protection Plan. (Δ)</i>
<i>Both plans use forward-looking 2050 climate projections instead of historical rainfall averages — a first for CSO planning in the United States.</i>		
<b>MWRA Projection Window (through 2050)</b> <div style="border: 1px solid black; padding: 2px; text-align: center;">\$954,075,044</div> <b>TOTAL COMMUNITY COST (through 2072)</b> <div style="border: 1px solid black; padding: 2px; text-align: center;"><b>\$2,209,251,066</b></div> <b>Additional Cost After 2050</b> <div style="border: 1px solid black; padding: 2px; text-align: center;">\$1,255,176,022</div>	<b>MWRA Projection Window (through 2050)</b> <div style="border: 1px solid black; padding: 2px; text-align: center;">\$2,857,807,846</div> <b>TOTAL COMMUNITY COST (through 2072)</b> <div style="border: 1px solid black; padding: 2px; text-align: center;"><b>\$6,653,150,158</b></div> <b>Additional Cost After 2050</b> <div style="border: 1px solid black; padding: 2px; text-align: center;">\$3,795,342,313</div>	<b>MWRA Projection Window (through 2050)</b> <div style="border: 1px solid black; padding: 2px; text-align: center;">\$1,903,732,802</div> <b>TOTAL COMMUNITY COST (through 2072)</b> <div style="border: 1px solid black; padding: 2px; text-align: center;"><b>\$4,443,899,092</b></div> <b>Additional Cost After 2050</b> <div style="border: 1px solid black; padding: 2px; text-align: center;">\$2,540,166,290</div>




# How to Read the Dashboard

 <b>Actual Community Cost of Proposed CSO Control Plans</b>		
<b>System Total</b>		← Selected Community
<i>Billions in additional cost. No demonstrated added swimming days.</i>		
<b>Future Storm Protection Plan</b>	<b>Extreme Storm Protection Plan</b>	<b>Cost to Upgrade to Extreme Storm Protection</b>
<i>Designed to eliminate CSOs under projected 2050 storm conditions (\$1.28B Plan)</i>	<i>Designed for rare 25-year storms (≈4% annual probability) CSOs would still occur during larger storms</i>	<i>Additional community cost to upgrade from Future Storm Protection Plan to the Extreme Storm Protection Plan. (Δ)</i>
<i>Both plans use forward-looking 2050 climate projections instead of historical rainfall averages — a first for CSO planning in the United States.</i>		
<b>MWRA Projection Window (through 2050)</b> \$954,075,044 <b>TOTAL COMMUNITY COST (through 2072)</b> <b>\$2,209,251,066</b> Additional Cost After 2050 \$1,255,176,022	<b>MWRA Projection Window (through 2050)</b> \$2,857,807,846 <b>TOTAL COMMUNITY COST (through 2072)</b> <b>\$6,653,150,158</b> Additional Cost After 2050 \$3,795,342,313	<b>MWRA Projection Window (through 2050)</b> \$1,903,732,802 <b>TOTAL COMMUNITY COST (through 2072)</b> <b>\$4,443,899,092</b> Additional Cost After 2050 \$2,540,166,290




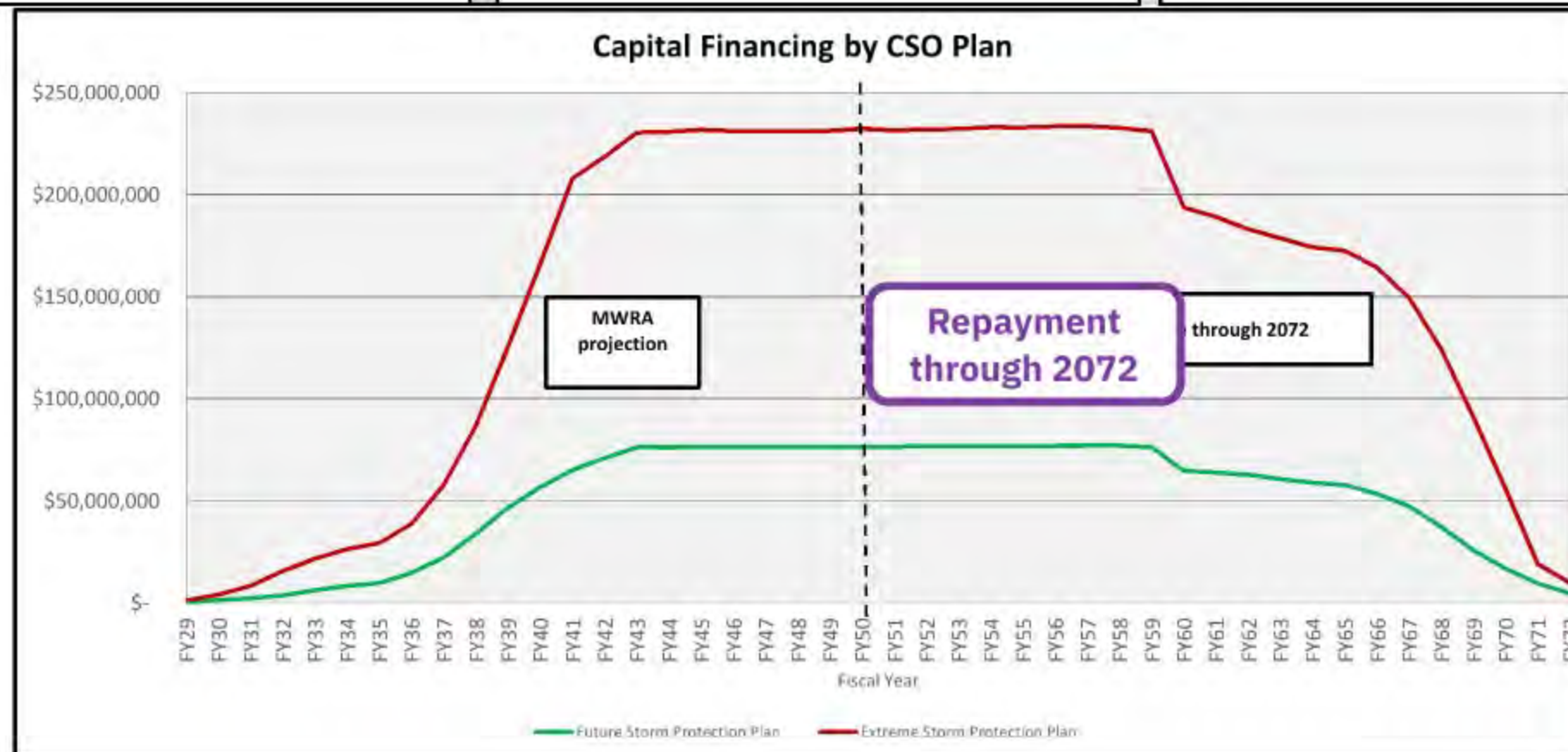
# How to Read the Dashboard

 <b>Actual Community Cost of Proposed CSO Control Plans</b>		
<b>System Total</b>		← Selected Community
<i>Billions in additional cost. No demonstrated added swimming days.</i>		
<b>Future Storm Protection Plan</b>	<b>Extreme Storm Protection Plan</b>	<b>Cost to Upgrade to Extreme Storm Protection</b>
<i>Designed to eliminate CSOs under projected 2050 storm conditions (\$1.28B Plan)</i>	<i>Designed for rare 25-year storms (≈4% annual probability) CSOs would still occur during larger storms</i>	<i>Additional community cost to upgrade from Future Storm Protection Plan to the Extreme Storm Protection Plan. (Δ)</i>
<i>Both plans use forward-looking 2050 climate projections instead of historical rainfall averages — a first for CSO planning in the United States.</i>		
<b>MWRA Projection Window (through 2050)</b> \$954,075,044 <b>TOTAL COMMUNITY COST (through 2072)</b> <b>\$2,209,251,066</b> Additional Cost After 2050 \$1,255,176,022	<b>MWRA Projection Window (through 2050)</b> \$2,857,807,846 <b>TOTAL COMMUNITY COST (through 2072)</b> <b>\$6,653,150,158</b> Additional Cost After 2050 \$3,795,342,313	<b>MWRA Projection Window (through 2050)</b> \$1,903,732,802 <b>TOTAL COMMUNITY COST (through 2072)</b> <b>\$4,443,899,092</b> Additional Cost After 2050 \$2,540,166,290




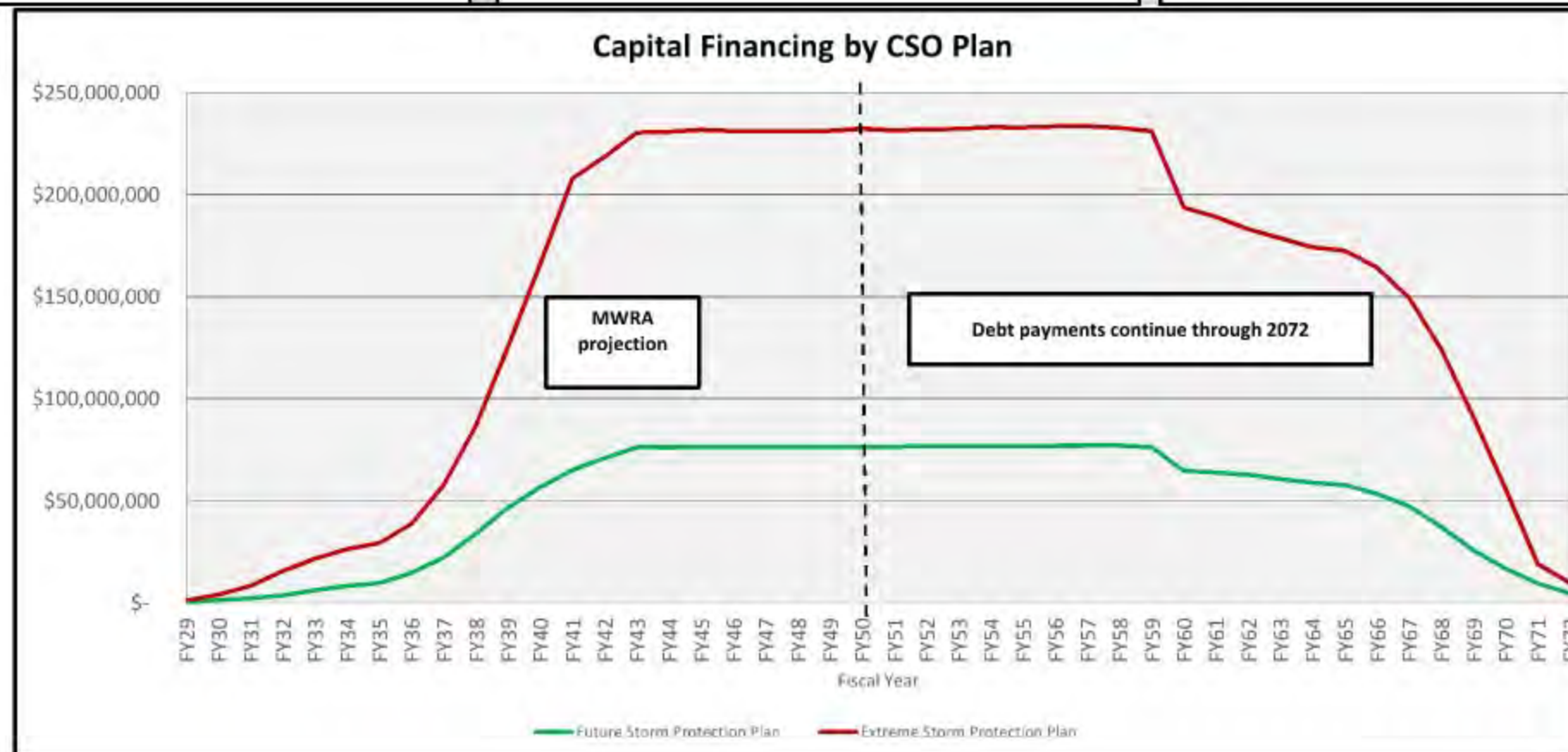
# How to Read the Dashboard

 <b>Actual Community Cost of Proposed CSO Control Plans</b>		
System Total	← Selected Community	
<i>Billions in additional cost. No demonstrated added swimming days.</i>		
<b>Future Storm Protection Plan</b>	<b>Extreme Storm Protection Plan</b>	<b>Cost to Upgrade to Extreme Storm Protection</b>
<i>Designed to eliminate CSOs under projected 2050 storm conditions (\$1.28B Plan)</i>	<i>Designed for rare 25-year storms (≈4% annual probability) CSOs would still occur during larger storms</i>	<i>Additional community cost to upgrade from Future Storm Protection Plan to the Extreme Storm Protection Plan. (Δ)</i>
<i>Both plans use forward-looking 2050 climate projections instead of historical rainfall averages — a first for CSO planning in the United States.</i>		
<b>MWRA Projection Window (through 2050)</b> <div style="border: 1px solid black; padding: 2px; text-align: center;">\$954,075,044</div> <b>TOTAL COMMUNITY COST (through 2072)</b> <div style="border: 1px solid black; padding: 2px; text-align: center;"><b>\$2,209,251,066</b></div> <b>Additional Cost After 2050</b> <div style="border: 1px solid black; padding: 2px; text-align: center;">\$1,255,176,022</div>	<b>MWRA Projection Window (through 2050)</b> <div style="border: 1px solid black; padding: 2px; text-align: center;">\$2,857,807,846</div> <b>TOTAL COMMUNITY COST (through 2072)</b> <div style="border: 1px solid black; padding: 2px; text-align: center;"><b>\$6,653,150,158</b></div> <b>Additional Cost After 2050</b> <div style="border: 1px solid black; padding: 2px; text-align: center;">\$3,795,342,313</div>	<b>MWRA Projection Window (through 2050)</b> <div style="border: 1px solid black; padding: 2px; text-align: center;">\$1,903,732,802</div> <b>TOTAL COMMUNITY COST (through 2072)</b> <div style="border: 1px solid black; padding: 2px; text-align: center;"><b>\$4,443,899,092</b></div> <b>Additional Cost After 2050</b> <div style="border: 1px solid black; padding: 2px; text-align: center;">\$2,540,166,290</div>



# How to Read the Dashboard

 <b>Actual Community Cost of Proposed CSO Control Plans</b>		
<b>System Total</b>		← Selected Community
<i>Billions in additional cost. No demonstrated added swimming days.</i>		
<b>Future Storm Protection Plan</b>	<b>Extreme Storm Protection Plan</b>	<b>Cost to Upgrade to Extreme Storm Protection</b>
<i>Designed to eliminate CSOs under projected 2050 storm conditions (\$1.28B Plan)</i>	<i>Designed for rare 25-year storms (≈4% annual probability) CSOs would still occur during larger storms</i>	<i>Additional community cost to upgrade from Future Storm Protection Plan to the Extreme Storm Protection Plan. (Δ)</i>
<i>Both plans use forward-looking 2050 climate projections instead of historical rainfall averages — a first for CSO planning in the United States.</i>		
<b>MWRA Projection Window (through 2050)</b> \$954,075,044 <b>TOTAL COMMUNITY COST (through 2072)</b> <b>\$2,209,251,066</b> Additional Cost After 2050 \$1,255,176,022	<b>MWRA Projection Window (through 2050)</b> \$2,857,807,846 <b>TOTAL COMMUNITY COST (through 2072)</b> <b>\$6,653,150,158</b> Additional Cost After 2050 \$3,795,342,313	<b>MWRA Projection Window (through 2050)</b> \$1,903,732,802 <b>TOTAL COMMUNITY COST (through 2072)</b> <b>\$4,443,899,092</b> Additional Cost After 2050 \$2,540,166,290



# System Decisions, Local Obligations

Systemwide  
shows scale.



Household  
shows impact.



**Community  
shows obligation.**

# Different Scale. Different Burden.

## Future Storm Protection

FSP

**\$2.2B**

Small text: through 2072

## Extreme Storm Protection

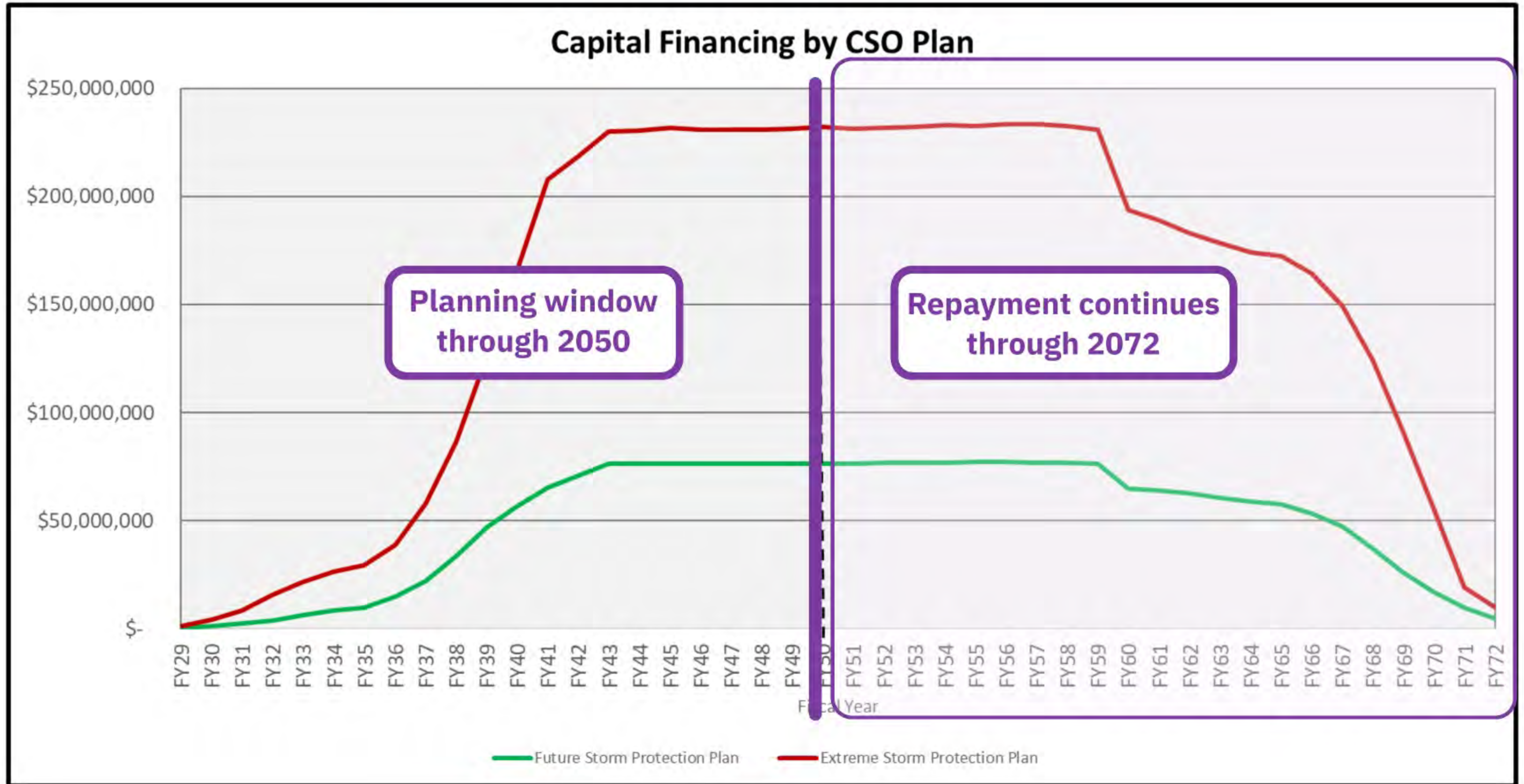
ESP

**\$6.7B**

through 2072

**Added burden to upgrade: +\$4.4B**

# The Burden Does Not Stop in 2050



# Preparing Leadership Capacity

**Transition**

**Continuity**

**Implementation**

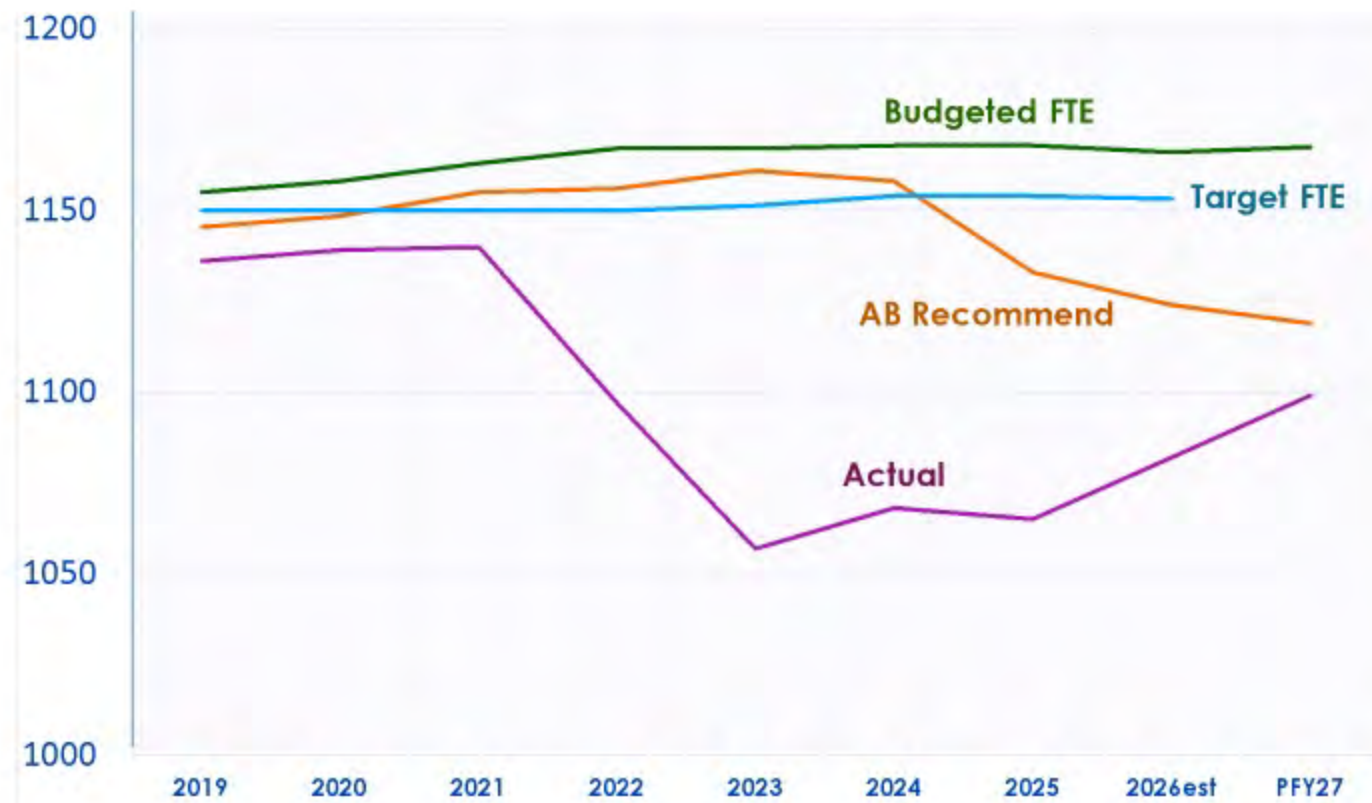
# The Board's Stabilizing Role

**Continuity**

**Transition**

**Balanced Governance**

# When Workforce Reality Requires Review



*A persistent staffing gap*

Persistent vacancies

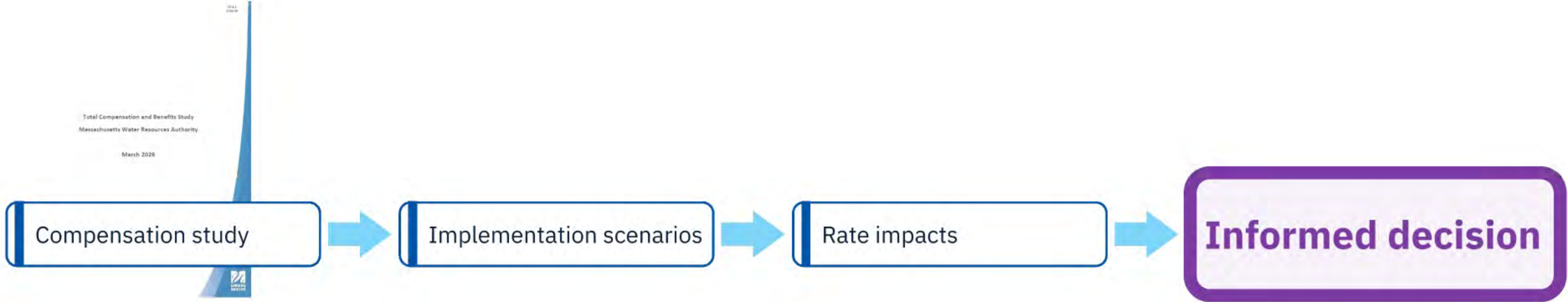
Hiring pressure

Retention risk

Retirement wave

**The pattern was persistent enough to study.**

# From Study to Informed Decision



# Process Protects Ratepayers

Budget reality

Personnel budgeting

Watershed

stewardship + transparency

Refine not redefine

Spring Revisits

usable notice

Right dollars.  
Right reasons.  
**Right process.**

8(m) notification

market visibility

full horizon

Long-tail obligations

Procurement

fairness through process

Quabbin / PILOT

# The Questions Will Keep Returning

What is the value?


What is the burden?

Who pays?

**Through what process?**

Sustainable & Predictable.

**Responsible.**




# Comments & Recommendations

## on MWRA's Proposed FY 2027 Capital Improvement Program and Current Expense Budget



Sustainable & Predictable.  
**Responsible.**

**MWRA Board of Directors Meeting  
May 20, 2026**




# Comments & Recommendations

## on MWRA's Proposed FY 2027 Capital Improvement Program and Current Expense Budget



**MWRA Board of Directors Meeting  
May 20, 2026**



# Comments & Recommendations

## on MWRA's Proposed FY 2027 Capital Improvement Program and Current Expense Budget



Sustainable & Predictable.  
**Responsible.**

**MWRA Board of Directors Meeting  
May 20, 2026**

# Take this with you. Revisit anytime.

Missed something? Want to explore further?  
Scan or click below to open this presentation.  
Anytime, anywhere.

[View presentation](#)





*Presentation to*

**MWRA Board of Directors**

***MWRA Fiscal Year 2027  
Current Expense Budget (CEB)  
Development Update***

May 20, 2026



## Direct Expenses

- Fringe Benefits
- Chemicals
- Maintenance
- Professional Services
- Other Services

## Indirect Expenses

- HEEC Cable



## Debt Service

- SRF
- Senior Debt
- Subordinate Debt
- Defeasance
- Debt Service Assistance

## Revenue

- Investment Income



## Advisory Board

- Cooperation throughout the budget process
- Staff will develop formal responses to the Advisory Board's comments and recommendations
- Staff will be back in June with a Draft Final recommendation



***Thank You!***



*Presentation to*

**MWRA Board of Directors**

***Struvite, Sludge, Scum & Grit Removal Services  
Moran Environmental Recovery, LLC  
Contract WRA-5775***

May 20, 2026



# Struvite, Sludge and Scum Service Contract

- 2-year specialty services contract for Struvite, Sludge and Scum blockage removal
- MWRA staff are first response to identify and remove blockages
- This contract provides support services with specialized expertise and equipment





# Process Blockages

- Contract assists with severe blockages throughout the treatment plant
- Major issues caused by wipes
- Mostly affect Primary Clarifiers & Residuals Complex
- Spending over \$1 Million in equipment repairs annually related to flushable materials





# Gravity Thickener Major Blockages





# Impacts due to Wipes





# Recommend award to Moran Environmental

- Moran Environmental Recovery LLC is the lowest responsible qualified bidder out of 2 bids.
  - Moran Environmental Recovery LLC \$2,048,347 (10.2% < EE)
  - *Engineers Estimate (EE)* \$2,281,937
  - Tradebe Environmental Services LLC \$3,101,550 (51% > Moran)
- 26.7% cost increase from last contract, 16 % due to labor cost increase
- Increased 5-person crew from 150 days to 180 days
- Increased solids disposal from 800 tons to 1000 tons



*Presentation to*

**MWRA Board of Directors**

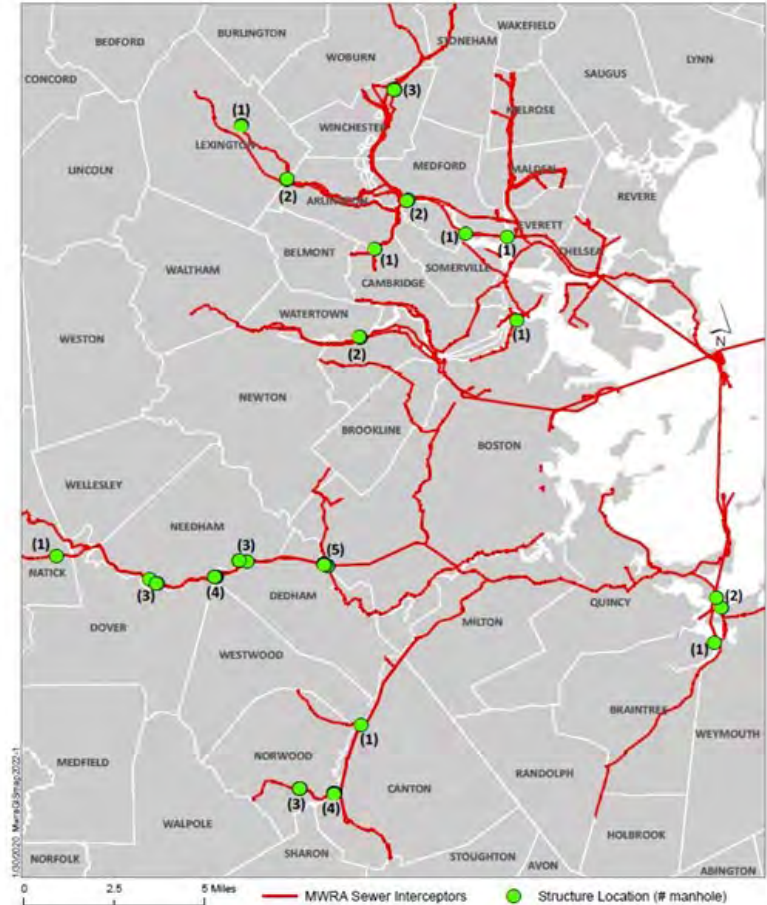
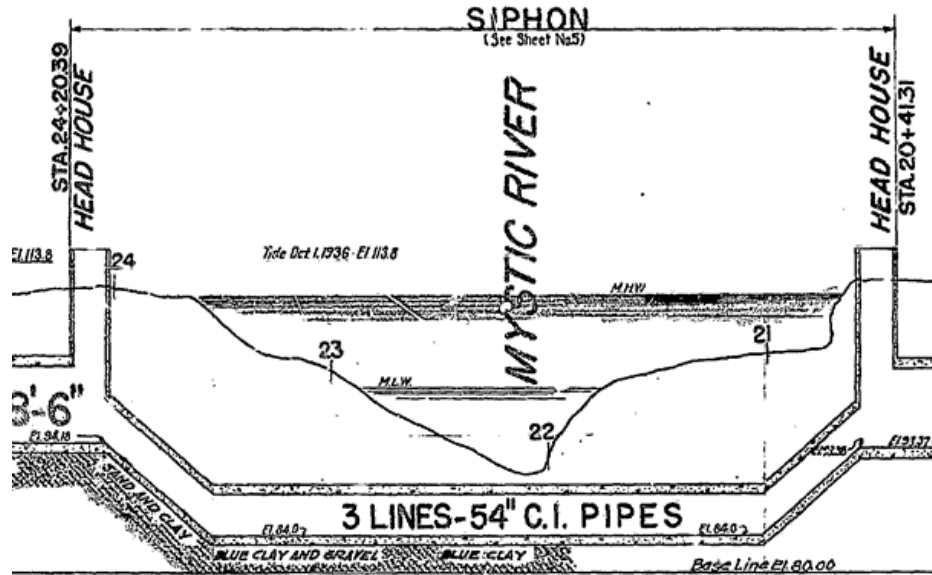
***Siphon and Junction Structure Rehabilitation  
Design/ESDC  
Contract 6224 Amendment 2***

May 20, 2026



# 6224 Siphon and Junction Structure Rehabilitation

Rehabilitation of 40 siphon and junction structures in 17 communities





## Work Includes:

- Site access improvements
- Structural repairs
- Flood protection upgrade





# Contract History

- **Contract 6224 Design/ESDC Awarded to Kleinfelder Northeast, Inc.**  
February 2020    \$2,854,552.34    54 months
- **Contract 6224 Amendment 1**  
November 2024    \$145,690.43    36 months
- **Contract 6225 Construction Awarded to National Water Main Cleaning Co.**  
March 2026    \$9,682,000    21 months



# Proposed Amendment 2

- **Contract 6224 Proposed Amendment 2**

May 2026                      \$1,447,556.10              16 months

- Resident Engineering / Resident Inspection (RE/RI) Services includes one Resident Engineer and one Resident Inspector to provide full-time coverage to support the 21-month construction duration
- Independent field sampling and testing of construction materials during construction in conjunction with Contractor's quality control program
- Costs associated with 52 months of labor escalation due to extension of contract as delays incurred in securing multiple easements and permits



*Presentation to*

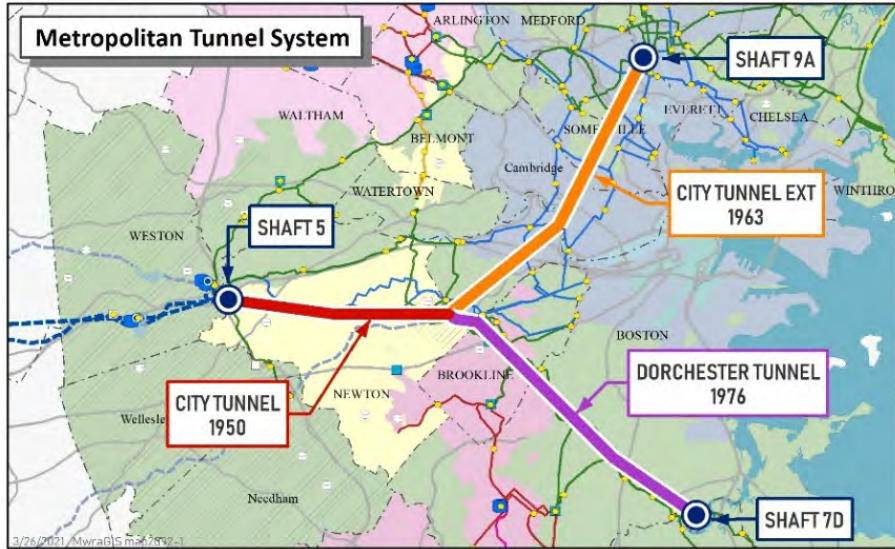
**MWRA Board of Directors**

***Shaft 5 Building Improvements  
Design/ESDC  
Contract 7599 Amendment 2***

May 20, 2026



# Shaft 5 Building Improvements



- Building improvements: electrical, plumbing, roof replacement, brick repointing, windows
- Project put on hold in 2024 to complete higher priority work on site.
  - Underground pump room was abandoned.
- Bid Documents updated per recent code changes and submitted on May 8, 2026.



# Design Contract 7599 Amendment 2

- Proposed Amendment 2
  - 42 months time extension to complete bid services, construction services, one-year warranty
  - \$200,000 escalation for labor rates

Contract 7599	AMOUNT	TIME
Original Contract	\$1,158,656	60 months
Amendment 1*	\$110,700	0 months
Amendment 2	\$200,000	42 months
<i>Total</i>	\$1,469,356	102 months

\* Approved under delegated authority