

LAST UPDATED December 1, 2025

PERMITTEE NAME / ADDRESS
 NAME MWRA
 ADDRESS DEER ISLAND
 33 TAFTS AVENUE
 BOSTON MA 02128

FACILITY MWRA
 LOCATION BOSTON MA 02129
 ATTN: Rebecca Weidman, Deputy COO

DEER ISLAND TREATMENT PLANT
 NATIONAL POLLUTANT DISCHARGE ELIMINATION SYSTEM (NPDES)
 October-2025 DISCHARGE MONITORING REPORT (DMR)

| | |
|---------------|------------------|
| MA0103284 | T01 A |
| PERMIT NUMBER | DISCHARGE NUMBER |

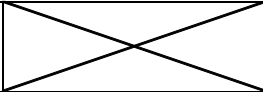
MAJOR
 (SUBR E)
 TUNNEL DISCHARGE

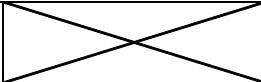
| MONITORING PERIOD | | | | | |
|-------------------|----|-----|------|----|-----|
| FROM | | | TO | | |
| YEAR | MO | DAY | YEAR | MO | DAY |
| 25 | 10 | 1 | 25 | 10 | 31 |

*** NO DISCHARGE ***

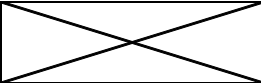
| PARAMETER | | QUANTITY OR LOADING | | | QUANTITY OR LOADING | | | | NO. EX | FREQUENCY OF ANALYSIS | SAMPLE TYPE |
|---|--------------------|---------------------|-------|-------|---------------------|-------------------|-----------------------|-------|--------|-----------------------|-------------|
| | | VALUE | VALUE | UNITS | VALUE | VALUE | VALUE | UNITS | | | |
| PH Effluent Gross | SAMPLE MEASUREMENT | ***** | ***** | | 6.5 | ***** | 6.9 | SU | 0 | 02 / 01 | GR |
| | PERMIT MEASUREMENT | ***** | ***** | | 6 MINIMUM | ***** | 9 MAXIMUM | SU | | Daily | GRAB |
| Solids, Total Suspended Effluent Gross | SAMPLE MEASUREMENT | ***** | ***** | | 8.7 | 10.1 | 21.7 | mg/L | 0 | 01 / 01 | 24 |
| | PERMIT MEASUREMENT | ***** | ***** | | 30 MO AVG | 45 WKLY | Req. Mon. DAILY MX | mg/L | | Daily | COMP24 |
| Solids, Total Suspended Raw Sewage Influent | SAMPLE MEASUREMENT | ***** | ***** | | 140.3 | 181.2 | 369.6 | mg/L | 0 | 01 / 01 | 24 |
| | PERMIT MEASUREMENT | ***** | ***** | | Req. Mon. MO AVG | Req. Mon. WKLY | Req. Mon. DAILY MX | mg/L | | Daily | COMP24 |
| Solids, Settleable Effluent Gross | SAMPLE MEASUREMENT | ***** | ***** | | ***** | 0.00 | 0.10 | mL/L | 0 | 01 / 01 | GR |
| | PERMIT MEASUREMENT | ***** | ***** | | ***** | Req. Mon. WKLY | Req. Mon. DAILY MX | mL/L | | Daily | GRAB |
| Nitrogen, ammonia total (as N) Effluent Gross | SAMPLE MEASUREMENT | ***** | ***** | | 31.05 | ***** | ***** | mg/L | 0 | 08 / 31 | 24 |
| | PERMIT MEASUREMENT | ***** | ***** | | Req. Mon. MO AVG | ***** | ***** | mg/L | | Once per month | COMP24 |
| Nitrogen, nitrite total (as N) Effluent Gross | SAMPLE MEASUREMENT | ***** | ***** | | 1.90 | ***** | ***** | mg/L | 0 | 06 / 31 | 24 |
| | PERMIT MEASUREMENT | ***** | ***** | | Req. Mon. MO AVG | ***** | ***** | mg/L | | Once per month | COMP24 |
| Nitrogen, nitrate total (as N) Effluent Gross | SAMPLE MEASUREMENT | ***** | ***** | | 0.32 | ***** | ***** | mg/L | 0 | 06 / 31 | 24 |
| | PERMIT MEASUREMENT | ***** | ***** | | Req. Mon. MO AVG | ***** | ***** | mg/L | | Once per month | COMP24 |

| PARAMETER | | QUANTITY OR LOADING | | | QUANTITY OR LOADING | | | | NO. EX | FREQUENCY OF ANALYSIS | SAMPLE TYPE |
|--|--------------------|---------------------|-------|-------|---------------------|-------|-----------------------|-------|----------|-----------------------|-------------|
| | | VALUE | VALUE | UNITS | VALUE | VALUE | VALUE | UNITS | | | |
| Nitrogen, Kjeldahl total (as N) Effluent Gross | SAMPLE MEASUREMENT | ***** | ***** | | 31.87 | ***** | ***** | mg/L | 0 | 06 / 31 | 24 |
| | PERMIT MEASUREMENT | ***** | ***** | | Req. Mon. MO AVG | ***** | ***** | mg/L | | Once per month | COMP24 |
| Chloride (as Cl) Raw Sewage Influent | SAMPLE MEASUREMENT | ***** | ***** | | ***** | ***** | 860 | mg/L | 0 | 01 / 01 | GR |
| | PERMIT MEASUREMENT | ***** | ***** | | ***** | ***** | Req. Mon. DAILY MX | mg/L | | Daily | GRAB |
| Arsenic, total (as As) Effluent Gross | SAMPLE MEASUREMENT | ***** | ***** | | 0.412 | ***** | 0.824 | µg/L | 0 | 02 / 31 | 24 |
| | PERMIT MEASUREMENT | ***** | ***** | | Req. Mon. MO AVG | ***** | Req. Mon. DAILY MX | µg/L | | Once per month | COMP24 |
| Copper, total recoverable Effluent Gross | SAMPLE MEASUREMENT | ***** | ***** | | 4.80 | ***** | 6.42 | µg/L | 0 | 04 / 31 | 24 |
| | PERMIT MEASUREMENT | ***** | ***** | | Req. Mon. MO AVG | ***** | Req. Mon. DAILY MX | µg/L | | Once per month | COMP24 |
| Coliform, fecal - % samples exceeds limit Effluent Gross | SAMPLE MEASUREMENT | ***** | ***** | | 0.0 | ***** | ***** | % | 0 | 03 / 01 | GR |
| | PERMIT MEASUREMENT | ***** | ***** | | 10 MAXIMUM | ***** | ***** | % | | Three per day | GRAB |
| PCB-1016 Effluent Gross | SAMPLE MEASUREMENT | ***** | ***** | | 0.0 | ***** | 0.0 | µg/L | 0 | 01 / 31 | 24 |
| | PERMIT MEASUREMENT | ***** | ***** | | 0.000045 MO AVG | ***** | Req. Mon. DAILY MX | µg/L | | Once per month | COMP24 |
| 4, 4'-DDT Effluent Gross | SAMPLE MEASUREMENT | ***** | ***** | | 0.0 | ***** | 0.0 | µg/L | 0 | 01 / 31 | 24 |
| | PERMIT MEASUREMENT | ***** | ***** | | Req. Mon. MO AVG | ***** | Req. Mon. DAILY MX | µg/L | | Once per month | COMP24 |

| PARAMETER |  | QUANTITY OR LOADING | | | QUANTITY OR LOADING | | | | NO. EX | FREQUENCY OF ANALYSIS | SAMPLE TYPE |
|---|---|---------------------|-------|-------|---------------------|-------|--------------------|-------|--------|-----------------------|-------------|
| | | VALUE | VALUE | UNITS | VALUE | VALUE | VALUE | UNITS | | | |
| Aldrin Effluent Gross | SAMPLE MEASUREMENT | ***** | ***** | | 0.0 | ***** | 0.0 | µg/L | 0 | 01 / 31 | 24 |
| | PERMIT MEASUREMENT | ***** | ***** | | Req. Mon. MO AVG | ***** | Req. Mon. DAILY MX | µg/L | | Once per month | COMP24 |
| Chlorodane, alpha, whole water Effluent Gross | SAMPLE MEASUREMENT | ***** | ***** | | 0.0 | ***** | 0.0 | µg/L | 0 | 01 / 31 | 24 |
| | PERMIT MEASUREMENT | ***** | ***** | | Req. Mon. MO AVG | ***** | Req. Mon. DAILY MX | µg/L | | Once per month | COMP24 |
| Chlorodane (tech mix. and metabolites) Effluent Gross | SAMPLE MEASUREMENT | ***** | ***** | | 0.0 | ***** | 0.0 | µg/L | 0 | 01 / 31 | 24 |
| | PERMIT MEASUREMENT | ***** | ***** | | Req. Mon. MO AVG | ***** | Req. Mon. DAILY MX | µg/L | | Once per month | COMP24 |
| Dieldrin Effluent Gross | SAMPLE MEASUREMENT | ***** | ***** | | 0.0 | ***** | 0.0 | µg/L | 0 | 01 / 31 | 24 |
| | PERMIT MEASUREMENT | ***** | ***** | | Req. Mon. MO AVG | ***** | Req. Mon. DAILY MX | µg/L | | Once per month | COMP24 |
| Heptachlor Effluent Gross | SAMPLE MEASUREMENT | ***** | ***** | | 0.0 | ***** | 0.0 | µg/L | 0 | 01 / 31 | 24 |
| | PERMIT MEASUREMENT | ***** | ***** | | Req. Mon. MO AVG | ***** | Req. Mon. DAILY MX | µg/L | | Once per month | COMP24 |
| Heptachlor epoxide Effluent Gross | SAMPLE MEASUREMENT | ***** | ***** | | 0.0 | ***** | 0.0 | µg/L | 0 | 01 / 31 | 24 |
| | PERMIT MEASUREMENT | ***** | ***** | | Req. Mon. MO AVG | ***** | Req. Mon. DAILY MX | µg/L | | Once per month | COMP24 |
| PCB-1221 Effluent Gross | SAMPLE MEASUREMENT | ***** | ***** | | 0.0 | ***** | 0.0 | µg/L | 0 | 01 / 31 | 24 |
| | PERMIT MEASUREMENT | ***** | ***** | | 0.000045 MO AVG | ***** | Req. Mon. DAILY MX | µg/L | | Once per month | COMP24 |

| PARAMETER |  | QUANTITY OR LOADING | | | QUANTITY OR LOADING | | | | NO. EX | FREQUENCY OF ANALYSIS | SAMPLE TYPE |
|---|---|---------------------|-------|-------|---------------------|-------|-----------------------|-------|--------|-----------------------|-------------|
| | | VALUE | VALUE | UNITS | VALUE | VALUE | VALUE | UNITS | | | |
| PCB-1232 Effluent Gross | SAMPLE MEASUREMENT | ***** | ***** | | 0.0 | ***** | 0.0 | µg/L | 0 | 01 / 31 | 24 |
| | PERMIT MEASUREMENT | ***** | ***** | | 0.000045 MO AVG | ***** | Req. Mon. DAILY MX | µg/L | | Once per month | COMP24 |
| PCB-1242 Effluent Gross | SAMPLE MEASUREMENT | ***** | ***** | | 0.0 | ***** | 0.0 | µg/L | 0 | 01 / 31 | 24 |
| | PERMIT MEASUREMENT | ***** | ***** | | 0.000045 MO AVG | ***** | Req. Mon. DAILY MX | µg/L | | Once per month | COMP24 |
| PCB-1248 Effluent Gross | SAMPLE MEASUREMENT | ***** | ***** | | 0.0 | ***** | 0.0 | µg/L | 0 | 01 / 31 | 24 |
| | PERMIT MEASUREMENT | ***** | ***** | | 0.000045 MO AVG | ***** | Req. Mon. DAILY MX | µg/L | | Once per month | COMP24 |
| PCB-1254 Effluent Gross | SAMPLE MEASUREMENT | ***** | ***** | | 0.0 | ***** | 0.0 | µg/L | 0 | 01 / 31 | 24 |
| | PERMIT MEASUREMENT | ***** | ***** | | 0.000045 MO AVG | ***** | Req. Mon. DAILY MX | µg/L | | Once per month | COMP24 |
| PCB-1260 Effluent Gross | SAMPLE MEASUREMENT | ***** | ***** | | 0.0 | ***** | 0.0 | µg/L | 0 | 01 / 31 | 24 |
| | PERMIT MEASUREMENT | ***** | ***** | | 0.000045 MO AVG | ***** | Req. Mon. DAILY MX | µg/L | | Once per month | COMP24 |
| Polychlorinated biphenyls (PCBs) Effluent Gross | SAMPLE MEASUREMENT | ***** | ***** | | 0.00062 | ***** | 0.00085 | µg/L | 0 | 04 / 31 | 24 |
| | PERMIT MEASUREMENT | ***** | ***** | | Req. Mon. MO AVG | ***** | Req. Mon. DAILY MX | µg/L | | Once per month | COMP24 |
| Hexachlorobenzene Effluent Gross | SAMPLE MEASUREMENT | ***** | ***** | | 0.00 | ***** | 0.00 | µg/L | 0 | 01 / 31 | 24 |
| | PERMIT MEASUREMENT | ***** | ***** | | Req. Mon. MO AVG | ***** | Req. Mon. DAILY MX | µg/L | | Once per month | COMP24 |

| PARAMETER | | QUANTITY OR LOADING | | | QUANTITY OR LOADING | | | | NO. EX | FREQUENCY OF ANALYSIS | SAMPLE TYPE |
|---|--------------------|---------------------|-----------------------|-------|---------------------|---------------|-----------------------|---------|--------|-----------------------|-------------|
| | | VALUE | VALUE | UNITS | VALUE | VALUE | VALUE | UNITS | | | |
| Gamma chlordane, whole water Effluent Gross | SAMPLE MEASUREMENT | ***** | ***** | | 0.0 | ***** | 0.0 | µg/L | 0 | 01 / 31 | 24 |
| | PERMIT MEASUREMENT | ***** | ***** | | Req. Mon. MO AVG | ***** | Req. Mon. DAILY MX | µg/L | | Once per month | COMP24 |
| Flow, in conduit or thru treatment plant Effluent Gross | SAMPLE MEASUREMENT | 286.5 | 608.4 | mgd | ***** | ***** | ***** | | 0 | 99 / 99 | RC |
| | PERMIT MEASUREMENT | Req. Mon. MO AVG | Req. Mon. DAILY MX | mgd | ***** | ***** | ***** | | | Continuous | RCORDR |
| Chlorine, total residual Effluent Gross | SAMPLE MEASUREMENT | ***** | ***** | | 0.00 | ***** | 0.00 | µg/L | 0 | 03 / 01 | GR |
| | PERMIT MEASUREMENT | ***** | ***** | | 456 MO AVG | ***** | 631 DAILY MX | µg/L | | Three per day | GRAB |
| Mercury, total (as HG) Effluent Gross | SAMPLE MEASUREMENT | ***** | ***** | | 0.00270 | ***** | 0.00355 | µg/L | 0 | 04 / 31 | 24 |
| | PERMIT MEASUREMENT | ***** | ***** | | Req. Mon. MO AVG | ***** | Req. Mon. DAILY MX | µg/L | | Once per month | COMP24 |
| Coliform, fecal general Effluent Gross | SAMPLE MEASUREMENT | ***** | ***** | | ***** | 7 | 33 | #/100mL | 0 | 03 / 01 | GR |
| | PERMIT MEASUREMENT | ***** | ***** | | ***** | 14000 WKLY | 14000 DAILY MX | #/100mL | | Three per day | GRAB |
| Coliform, fecal general See Comments | SAMPLE MEASUREMENT | ***** | ***** | | '9' | '9' | '9' | | 0 | | |
| | PERMIT MEASUREMENT | ***** | ***** | | 200 MO GEO | 200 MEDIAN | 400 DAILY MX | #/100mL | | Three per day | GRAB |
| Cyanide, total recoverable Effluent Gross | SAMPLE MEASUREMENT | ***** | ***** | | 0 | ***** | 0 | µg/L | 0 | 02 / 31 | GR |
| | PERMIT MEASUREMENT | ***** | ***** | | Req. Mon. MO AVG | ***** | Req. Mon. DAILY MX | µg/L | | Once per month | GRAB |

| PARAMETER |  | QUANTITY OR LOADING | | | QUANTITY OR LOADING | | | | NO. EX | FREQUENCY OF ANALYSIS | SAMPLE TYPE |
|---|---|---------------------|------------------|--------|---------------------|----------------|--------------------|---------------------------------|---------------|-----------------------|-------------|
| | | VALUE | VALUE | UNITS | VALUE | VALUE | VALUE | UNITS | | | |
| Volatile fraction organics (EPA 624) Effluent Gross | SAMPLE MEASUREMENT | ***** | ***** | | 0.00 | ***** | 0.00 | µg/L | 0 | 02 / 31 | GR |
| | PERMIT MEASUREMENT | ***** | ***** | | Req. Mon. MO AVG | ***** | Req. Mon. DAILY MX | µg/L | | Once per month | GRAB |
| CBOD5/NH3-N Effluent Gross | SAMPLE MEASUREMENT | ***** | ***** | | 7.5 | 12.0 | 37.7 | mg/L | 0 | 01 / 01 | 24 |
| | PERMIT MEASUREMENT | ***** | ***** | | 25 MO AVG | 40 WKLY | Req. Mon. DAILY MX | mg/L | | Daily | COMP24 |
| CBOD5/NH3-N Raw Sewage Influent | SAMPLE MEASUREMENT | ***** | ***** | | 130.7 | 175.4 | 192.3 | mg/L | 0 | 01 / 01 | 24 |
| | PERMIT MEASUREMENT | ***** | ***** | | Req. Mon. MO AVG | Req. Mon. WKLY | Req. Mon. DAILY MX | mg/L | | Daily | COMP24 |
| FLOW, TOTAL EFFLUENT GROSS VALUE | SAMPLE MEASUREMENT | 257.1 | 241.8 | mgal/d | ***** | ***** | ***** | | 0 | 99 / 99 | CA |
| | PERMIT MEASUREMENT | 436 ANNL AVG | Req. Mon. MO AVG | mgal/d | ***** | ***** | ***** | | | Continuous | RCOTOT |
| | | | | | | | | | | | |
| | | | | | | | | | | | |
| | | | | | | | | | | | |
| | | | | | | | | | | | |
| NAME / TITLE PRINCIPAL EXECUTIVE OFFICER | | | | | | | | See original form for signature | TELEPHONE | DATE | |
| Rebecca Weidman, Deputy Chief Operating Officer | | | | | | | | | (617)788-4958 | 7/9/2025 | |

LAST UPDATED December 1, 2025

PERMITTEE NAME / ADDRESS
 NAME MWRA
 ADDRESS DEER ISLAND
 33 TAFTS AVENUE
 BOSTON MA 02128

FACILITY MWRA
 LOCATION BOSTON MA 02129
 ATTN: Rebecca Weidman, DCOO

DEER ISLAND TREATMENT PLANT
 NATIONAL POLLUTANT DISCHARGE ELIMINATION SYSTEM (NPDES)
 October-2025 DISCHARGE MONITORING REPORT (DMR)

| MA0103284 | | | T01 T | | |
|-------------------|----|-----|------------------|----|-----|
| PERMIT NUMBER | | | DISCHARGE NUMBER | | |
| MONITORING PERIOD | | | | | |
| FROM | | | TO | | |
| YEAR | MO | DAY | YEAR | MO | DAY |
| 25 | 10 | 1 | 25 | 10 | 31 |

MAJOR
 (SUBR E)
 TUNNEL WET DATA

*** NO DISCHARGE ***

| PARAMETER | | QUANTITY OR LOADING | | | QUANTITY OR LOADING | | | | NO. EX | FREQUENCY OF ANALYSIS | SAMPLE TYPE |
|--|--------------------|---------------------|-------|-------|---------------------|-------|-------|-------|---------------------------------|-----------------------|-------------|
| | | VALUE | VALUE | UNITS | VALUE | VALUE | VALUE | UNITS | | | |
| LC50 Static 48Hr Acute Mysid. Bahia Effluent Gross | SAMPLE MEASUREMENT | ***** | ***** | | 93.6 | ***** | ***** | % | 0 | 01/30 | 24 |
| | PERMIT MEASUREMENT | ***** | ***** | | 50 DAILY MN | ***** | ***** | % | | Once per month | COMP24 |
| LC50 48Hr Acute Menidia Effluent Gross | SAMPLE MEASUREMENT | ***** | ***** | | 57.1 | ***** | ***** | % | 0 | 01/30 | 24 |
| | PERMIT MEASUREMENT | ***** | ***** | | 50 DAILY MN | ***** | ***** | % | | Once per month | COMP24 |
| Noel Static 1Hr Fert. Chronic Arbacia Effluent Gross | SAMPLE MEASUREMENT | ***** | ***** | | >100 | ***** | ***** | % | 0 | 01/30 | 24 |
| | PERMIT MEASUREMENT | ***** | ***** | | 1.5 DAILY MN | ***** | ***** | % | | Once per month | COMP24 |
| Noael Statre 7Day Chronic Menidia Effluent Gross | SAMPLE MEASUREMENT | ***** | ***** | | 25 | ***** | ***** | % | 0 | 01/30 | 24 |
| | PERMIT MEASUREMENT | ***** | ***** | | 1.5 DAILY MN | ***** | ***** | % | | Once per month | COMP24 |
| | | | | | | | | | | | |
| | | | | | | | | | | | |
| NAME / TITLE PRINCIPAL EXECUTIVE OFFICER | | | | | | | | | See original form for signature | TELEPHONE | DATE |
| Rebecca Weidman, Deputy Chief Operating Officer | | | | | | | | | | (617)788-4958 | 7/9/2025 |