

LAST UPDATED: MAY 15, 2019

PERMITTEE NAME / ADDRESS  
 NAME MWRA  
 ADDRESS CHARLESTOWN NAVY YARD  
 100 FIRST AVE  
 BOSTON MA 02129  
 FACILITY MWRA  
 LOCATION BOSTON MA 02129  
 ATTN: David Coppes

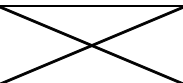
DEER ISLAND TREATMENT PLANT  
 NATIONAL POLLUTANT DISCHARGE ELIMINATION SYSTEM (NPDES)  
 APRIL 2019 - DISCHARGE MONITORING REPORT (DMR)

| MA0103284         |    |     | T01 A            |    |     |
|-------------------|----|-----|------------------|----|-----|
| PERMIT NUMBER     |    |     | DISCHARGE NUMBER |    |     |
| MONITORING PERIOD |    |     |                  |    |     |
| FROM              |    |     | TO               |    |     |
| YEAR              | MO | DAY | YEAR             | MO | DAY |
| 19                | 4  | 1   | 19               | 4  | 30  |

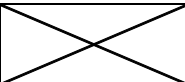
MAJOR  
 (SUBR E)  
 TUNNEL DISCHARGE

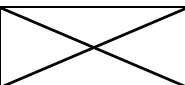
\*\*\* NO DISCHARGE  \*\*\*


| PARAMETER   |                    | QUANTITY OR LOADING |       |       | QUANTITY OR LOADING |                    |                    |       | NO. EX | FREQUENCY OF ANALYSIS | SAMPLE TYPE |
|---|--------------------|---------------------|-------|-------|---------------------|--------------------|--------------------|-------|--------|-----------------------|-------------|
|   |                    | VALUE               | VALUE | UNITS | VALUE               | VALUE              | VALUE              | UNITS |        |                       |             |
| PH<br>Effluent Gross                                | SAMPLE MEASUREMENT | *****               | ***** |       | 6.4                 | *****              | 6.9                | SU    | 0      | 02 / 01               | GR          |
|   | PERMIT MEASUREMENT | *****               | ***** |       | 6 MINIMUM           | *****              | 9 MAXIMUM          | SU    |        | Daily                 | GRAB        |
| Solids, Total Suspended<br>Effluent Gross           | SAMPLE MEASUREMENT | *****               | ***** |       | 11.4                | 15.6               | 28.0               | mg/L  | 0      | 01 / 01               | 24          |
|   | PERMIT MEASUREMENT | *****               | ***** |       | 30 MO AVG           | 45 WKLY AVG        | Req. Mon. DAILY MX | mg/L  |        | Daily                 | COMP24      |
| Solids, Total Suspended<br>Raw Sewage Influent      | SAMPLE MEASUREMENT | *****               | ***** |       | 155.8               | 207.1              | 471.7              | mg/L  | 0      | 01 / 01               | 24          |
|   | PERMIT MEASUREMENT | *****               | ***** |       | Req. Mon. MO AVG    | Req. Mon. WKLY AVG | Req. Mon. DAILY MX | mg/L  |        | Daily                 | COMP24      |
| Solids, Settleable<br>Effluent Gross                | SAMPLE MEASUREMENT | *****               | ***** |       | *****               | 0.01               | 0.10               | mL/L  | 0      | 01 / 01               | GR          |
|   | PERMIT MEASUREMENT | *****               | ***** |       | *****               | Req. Mon. WKLY AVG | Req. Mon. DAILY MX | mL/L  |        | Daily                 | GRAB        |
| Nitrogen, ammonia total<br>(as N)<br>Effluent Gross | SAMPLE MEASUREMENT | *****               | ***** |       | 22.17               | *****              | *****              | mg/L  | 0      | 07 / 30               | 24          |
|   | PERMIT MEASUREMENT | *****               | ***** |       | Req. Mon. MO AVG    | *****              | *****              | mg/L  |        | Once per month        | COMP24      |
| Nitrogen, nitrite total<br>(as N)<br>Effluent Gross | SAMPLE MEASUREMENT | *****               | ***** |       | 1.41                | *****              | *****              | mg/L  | 0      | 05 / 30               | 24          |
|   | PERMIT MEASUREMENT | *****               | ***** |       | Req. Mon. MO AVG    | *****              | *****              | mg/L  |        | Once per month        | COMP24      |
| Nitrogen, nitrate total<br>(as N)<br>Effluent Gross | SAMPLE MEASUREMENT | *****               | ***** |       | 0.39                | *****              | *****              | mg/L  | 0      | 05 / 30               | 24          |
|   | PERMIT MEASUREMENT | *****               | ***** |       | Req. Mon. MO AVG    | *****              | *****              | mg/L  |        | Once per month        | COMP24      |

| PARAMETER   |  | QUANTITY OR LOADING |       |       | QUANTITY OR LOADING |       |                    |       | NO. EX | FREQUENCY OF ANALYSIS | SAMPLE TYPE |
|---|---|---------------------|-------|-------|---------------------|-------|--------------------|-------|--------|-----------------------|-------------|
|   |   | VALUE               | VALUE | UNITS | VALUE               | VALUE | VALUE              | UNITS |        |                       |             |
| Nitrogen, Kjeldahl total (as N)<br>Effluent Gross           | SAMPLE MEASUREMENT  | *****               | ***** |       | 21.98               | ***** | *****              | mg/L  | 0      | 05 / 30               | 24          |
|   | PERMIT MEASUREMENT  | *****               | ***** |       | Req. Mon. MO AVG    | ***** | *****              | mg/L  |        | Once per month        | COMP24      |
| Chloride (as Cl)<br>Raw Sewage Influent                     | SAMPLE MEASUREMENT  | *****               | ***** |       | *****               | ***** | 730                | mg/L  | 0      | 01 / 01               | GR          |
|   | PERMIT MEASUREMENT  | *****               | ***** |       | *****               | ***** | Req. Mon. DAILY MX | mg/L  |        | Daily                 | GRAB        |
| Arsenic, total (as As)<br>Effluent Gross                    | SAMPLE MEASUREMENT  | *****               | ***** |       | 0.0                 | ***** | 0.0                | µg/L  | 0      | 02 / 30               | 24          |
|   | PERMIT MEASUREMENT  | *****               | ***** |       | Req. Mon. MO AVG    | ***** | Req. Mon. DAILY MX | µg/L  |        | Once per month        | COMP24      |
| Copper, total recoverable<br>Effluent Gross                 | SAMPLE MEASUREMENT  | *****               | ***** |       | 6.60                | ***** | 7.35               | µg/L  | 0      | 04 / 30               | 24          |
|   | PERMIT MEASUREMENT  | *****               | ***** |       | Req. Mon. MO AVG    | ***** | Req. Mon. DAILY MX | µg/L  |        | Once per month        | COMP24      |
| Coliform, fecal - % samples exceeds limit<br>Effluent Gross | SAMPLE MEASUREMENT  | *****               | ***** |       | 0.0                 | ***** | *****              | %     | 0      | 03 / 01               | GR          |
|   | PERMIT MEASUREMENT  | *****               | ***** |       | 10 MAXIMUM          | ***** | *****              | %     |        | Three per day         | GRAB        |
| PCB-1016<br>Effluent Gross                                  | SAMPLE MEASUREMENT  | *****               | ***** |       | 0.0                 | ***** | 0.0                | µg/L  | 0      | 01 / 30               | 24          |
|   | PERMIT MEASUREMENT  | *****               | ***** |       | 0.000045 MO AVG     | ***** | Req. Mon. DAILY MX | µg/L  |        | Once per month        | COMP24      |
| 4, 4'-DDT<br>Effluent Gross                                 | SAMPLE MEASUREMENT  | *****               | ***** |       | 0.0                 | ***** | 0.0                | µg/L  | 0      | 01 / 30               | 24          |
|   | PERMIT MEASUREMENT  | *****               | ***** |       | Req. Mon. MO AVG    | ***** | Req. Mon. DAILY MX | µg/L  |        | Once per month        | COMP24      |

| PARAMETER   |  | QUANTITY OR LOADING |       |       | QUANTITY OR LOADING |       |                       |       | NO. EX | FREQUENCY OF ANALYSIS | SAMPLE TYPE |
|---|---|---------------------|-------|-------|---------------------|-------|-----------------------|-------|--------|-----------------------|-------------|
|   |   | VALUE               | VALUE | UNITS | VALUE               | VALUE | VALUE                 | UNITS |        |                       |             |
| Aldrin<br>Effluent Gross                                    | SAMPLE MEASUREMENT  | *****               | ***** |       | 0.0                 | ***** | 0.0                   | µg/L  | 0      | 01 / 30               | 24          |
|   | PERMIT MEASUREMENT  | *****               | ***** |       | Req. Mon.<br>MO AVG | ***** | Req. Mon.<br>DAILY MX | µg/L  |        | Once per month        | COMP24      |
| Chlorodane, alpha, whole<br>water<br>Effluent Gross         | SAMPLE MEASUREMENT  | *****               | ***** |       | 0.0                 | ***** | 0.0                   | µg/L  | 0      | 01 / 30               | 24          |
|   | PERMIT MEASUREMENT  | *****               | ***** |       | Req. Mon.<br>MO AVG | ***** | Req. Mon.<br>DAILY MX | µg/L  |        | Once per month        | COMP24      |
| Chlorodane (tech mix. and<br>metabolites)<br>Effluent Gross | SAMPLE MEASUREMENT  | *****               | ***** |       | 0.0                 | ***** | 0.0                   | µg/L  | 0      | 01 / 30               | 24          |
|   | PERMIT MEASUREMENT  | *****               | ***** |       | Req. Mon.<br>MO AVG | ***** | Req. Mon.<br>DAILY MX | µg/L  |        | Once per month        | COMP24      |
| Dieldrin<br>Effluent Gross                                  | SAMPLE MEASUREMENT  | *****               | ***** |       | 0.0                 | ***** | 0.0                   | µg/L  | 0      | 01 / 30               | 24          |
|   | PERMIT MEASUREMENT  | *****               | ***** |       | Req. Mon.<br>MO AVG | ***** | Req. Mon.<br>DAILY MX | µg/L  |        | Once per month        | COMP24      |
| Heptachlor<br>Effluent Gross                                | SAMPLE MEASUREMENT  | *****               | ***** |       | 0.0                 | ***** | 0.0                   | µg/L  | 0      | 01 / 30               | 24          |
|   | PERMIT MEASUREMENT  | *****               | ***** |       | Req. Mon.<br>MO AVG | ***** | Req. Mon.<br>DAILY MX | µg/L  |        | Once per month        | COMP24      |
| Heptachlor epoxide<br>Effluent Gross                        | SAMPLE MEASUREMENT  | *****               | ***** |       | 0.0                 | ***** | 0.0                   | µg/L  | 0      | 01 / 30               | 24          |
|   | PERMIT MEASUREMENT  | *****               | ***** |       | Req. Mon.<br>MO AVG | ***** | Req. Mon.<br>DAILY MX | µg/L  |        | Once per month        | COMP24      |
| PCB-1221<br>Effluent Gross                                  | SAMPLE MEASUREMENT  | *****               | ***** |       | 0.0                 | ***** | 0.0                   | µg/L  | 0      | 01 / 30               | 24          |
|   | PERMIT MEASUREMENT  | *****               | ***** |       | 0.000045<br>MO AVG  | ***** | Req. Mon.<br>DAILY MX | µg/L  |        | Once per month        | COMP24      |

| PARAMETER   |  | QUANTITY OR LOADING |       |       | QUANTITY OR LOADING |       |                       |       | NO. EX | FREQUENCY OF ANALYSIS | SAMPLE TYPE |
|---|---|---------------------|-------|-------|---------------------|-------|-----------------------|-------|--------|-----------------------|-------------|
|   |   | VALUE               | VALUE | UNITS | VALUE               | VALUE | VALUE                 | UNITS |        |                       |             |
| PCB-1232<br>Effluent Gross                            | SAMPLE MEASUREMENT  | *****               | ***** |       | 0.0                 | ***** | 0.0                   | µg/L  | 0      | 01 / 30               | 24          |
|   | PERMIT MEASUREMENT  | *****               | ***** |       | 0.000045<br>MO AVG  | ***** | Req. Mon.<br>DAILY MX | µg/L  |        | Once per month        | COMP24      |
| PCB-1242<br>Effluent Gross                            | SAMPLE MEASUREMENT  | *****               | ***** |       | 0.0                 | ***** | 0.0                   | µg/L  | 0      | 01 / 30               | 24          |
|   | PERMIT MEASUREMENT  | *****               | ***** |       | 0.000045<br>MO AVG  | ***** | Req. Mon.<br>DAILY MX | µg/L  |        | Once per month        | COMP24      |
| PCB-1248<br>Effluent Gross                            | SAMPLE MEASUREMENT  | *****               | ***** |       | 0.0                 | ***** | 0.0                   | µg/L  | 0      | 01 / 30               | 24          |
|   | PERMIT MEASUREMENT  | *****               | ***** |       | 0.000045<br>MO AVG  | ***** | Req. Mon.<br>DAILY MX | µg/L  |        | Once per month        | COMP24      |
| PCB-1254<br>Effluent Gross                            | SAMPLE MEASUREMENT  | *****               | ***** |       | 0.0                 | ***** | 0.0                   | µg/L  | 0      | 01 / 30               | 24          |
|   | PERMIT MEASUREMENT  | *****               | ***** |       | 0.000045<br>MO AVG  | ***** | Req. Mon.<br>DAILY MX | µg/L  |        | Once per month        | COMP24      |
| PCB-1260<br>Effluent Gross                            | SAMPLE MEASUREMENT  | *****               | ***** |       | 0.0                 | ***** | 0.0                   | µg/L  | 0      | 01 / 30               | 24          |
|   | PERMIT MEASUREMENT  | *****               | ***** |       | 0.000045<br>MO AVG  | ***** | Req. Mon.<br>DAILY MX | µg/L  |        | Once per month        | COMP24      |
| Polychlorinated biphenyls<br>(PCBs)<br>Effluent Gross | SAMPLE MEASUREMENT  | *****               | ***** |       | 0.00030             | ***** | 0.00039               | µg/L  | 0      | 04 / 30               | 24          |
|   | PERMIT MEASUREMENT  | *****               | ***** |       | Req. Mon.<br>MO AVG | ***** | Req. Mon.<br>DAILY MX | µg/L  |        | Once per month        | COMP24      |
| Hexachlorobenzene<br>Effluent Gross                   | SAMPLE MEASUREMENT  | *****               | ***** |       | 0.00                | ***** | 0.00                  | µg/L  | 0      | 01 / 30               | 24          |
|   | PERMIT MEASUREMENT  | *****               | ***** |       | Req. Mon.<br>MO AVG | ***** | Req. Mon.<br>DAILY MX | µg/L  |        | Once per month        | COMP24      |

| PARAMETER   |  | QUANTITY OR LOADING |                    |       | QUANTITY OR LOADING |                |                    |         | NO. EX | FREQUENCY OF ANALYSIS | SAMPLE TYPE |
|---|---|---------------------|--------------------|-------|---------------------|----------------|--------------------|---------|--------|-----------------------|-------------|
|   |   | VALUE               | VALUE              | UNITS | VALUE               | VALUE          | VALUE              | UNITS   |        |                       |             |
| Gamma chlordane, whole water<br>Effluent Gross                | SAMPLE MEASUREMENT  | *****               | *****              |       | 0.0                 | *****          | 0.0                | µg/L    | 0      | 01 / 30               | 24          |
|   | PERMIT MEASUREMENT  | *****               | *****              |       | Req. Mon. MO AVG    | *****          | Req. Mon. DAILY MX | µg/L    |        | Once per month        | COMP24      |
| Flow, in conduit or thru<br>treatment plant<br>Effluent Gross | SAMPLE MEASUREMENT  | 420.3               | 754.7              | mgd   | *****               | *****          | *****              |         | 0      | 99 / 99               | RC          |
|   | PERMIT MEASUREMENT  | Req. Mon. MO AVG    | Req. Mon. DAILY MX | mgd   | *****               | *****          | *****              |         |        | Continuous            | RCORDR      |
| Chlorine, total residual<br>Effluent Gross                    | SAMPLE MEASUREMENT  | *****               | *****              |       | 1.78                | *****          | 53.33              | µg/L    | 0      | 03 / 01               | GR          |
|   | PERMIT MEASUREMENT  | *****               | *****              |       | 456 MO AVG          | *****          | 631 DAILY MX       | µg/L    |        | Three per day         | GRAB        |
| Mercury, total (as HG)<br>Effluent Gross                      | SAMPLE MEASUREMENT  | *****               | *****              |       | 0.0051              | *****          | 0.006              | µg/L    | 0      | 04 / 30               | 24          |
|   | PERMIT MEASUREMENT  | *****               | *****              |       | Req. Mon. MO AVG    | *****          | Req. Mon. DAILY MX | µg/L    |        | Once per month        | COMP24      |
| Coliform, fecal general<br>Effluent Gross                     | SAMPLE MEASUREMENT  | *****               | *****              |       | *****               | 9              | 19                 | #/100mL | 0      | 03 / 01               | GR          |
|   | PERMIT MEASUREMENT  | *****               | *****              |       | *****               | 14000 WKLY GEO | 14000 DAILY MX     | #/100mL |        | Three per day         | GRAB        |
| Coliform, fecal general<br>See Comments                       | SAMPLE MEASUREMENT  | *****               | *****              |       | 'g'                 | 'g'            | 'g'                |         |        |                       |             |
|   | PERMIT MEASUREMENT  | *****               | *****              |       | 200 MO GEO          | 200 MEDIAN     | 400 DAILY MX       | #/100mL |        | Three per day         | GRAB        |
| Cyanide, total recoverable<br>Effluent Gross                  | SAMPLE MEASUREMENT  | *****               | *****              |       | 0.0                 | *****          | 0.0                | µg/L    | 0      | 02 / 30               | GR          |
|   | PERMIT MEASUREMENT  | *****               | *****              |       | Req. Mon. MO AVG    | *****          | Req. Mon. DAILY MX | µg/L    |        | Once per month        | GRAB        |

| PARAMETER   |  | QUANTITY OR LOADING   |                  |        | QUANTITY OR LOADING |                    |                    |                                 | NO. EX | FREQUENCY OF ANALYSIS | SAMPLE TYPE |
|---|---|---|------------------|--------|---------------------|--------------------|--------------------|---------------------------------|--------|-----------------------|-------------|
|   |   | VALUE   | VALUE            | UNITS  | VALUE               | VALUE              | VALUE              | UNITS                           |        |                       |             |
| Volatile fraction organics (EPA 624) Effluent Gross | SAMPLE MEASUREMENT  | *****   | *****            |        | 0.00                | *****              | 0.00               | µg/L                            | 0      | 02 / 30               | GR          |
|   | PERMIT MEASUREMENT  | *****   | *****            |        | Req. Mon. MO AVG    | *****              | Req. Mon. DAILY MX | µg/L                            |        | Once per month        | GRAB        |
| CBOD5/NH3-N Effluent Gross                          | SAMPLE MEASUREMENT  | *****   | *****            |        | 5.7                 | 7.0                | 12.2               | mg/L                            | 0      | 01 / 01               | 24          |
|   | PERMIT MEASUREMENT  | *****   | *****            |        | 25 MO AVG           | 40 WKLY AVG        | Req. Mon. DAILY MX | mg/L                            |        | Daily                 | COMP24      |
| CBOD5/NH3-N Raw Sewage Influent                     | SAMPLE MEASUREMENT  | *****   | *****            |        | 99.2                | 131.6              | 199.6              | mg/L                            | 0      | 01 / 01               | 24          |
|   | PERMIT MEASUREMENT  | *****   | *****            |        | Req. Mon. MO AVG    | Req. Mon. WKLY AVG | Req. Mon. DAILY MX | mg/L                            |        | Daily                 | COMP24      |
| FLOW, TOTAL EFFLUENT GROSS VALUE                    | SAMPLE MEASUREMENT  | 309.0   | 346.5            | mgal/d | *****               | *****              | *****              |                                 | 0      | 99 / 99               | CA          |
|   | PERMIT MEASUREMENT  | 436 ANNL AVG  | Req. Mon. MO AVG | mgal/d | *****               | *****              | *****              |                                 |        | Continuous            | RCOTOT      |
|   |   |   |                  |        |                     |                    |                    |                                 |        |                       |             |
|   |   |   |                  |        |                     |                    |                    |                                 |        |                       |             |
|   |   |   |                  |        |                     |                    |                    |                                 |        |                       |             |
|   |   |   |                  |        |                     |                    |                    |                                 |        |                       |             |
| NAME / TITLE PRINCIPAL EXECUTIVE OFFICER            |   | I CERTIFY UNDER PENALTY OF LAW THAT I HAVE PERSONALLY EXAMINED AND AM FAMILIAR WITH THE INFORMATION SUBMITTED HEREIN; AND BASED ON MY INQUIRY OF THOSE INDIVIDUALS IMMEDIATELY RESPONSIBLE FOR OBTAINING THE INFORMATION, I BELIEVE THE SUBMITTED INFORMATION IS TRUE, ACCURATE AND COMPLETE. I AM AWARE THAT THERE ARE SIGNIFICANT PENALTIES FOR SUBMITTING FALSE INFORMATION, INCLUDING THE POSSIBILITY OF FINE AND IMPRISONMENT. |                  |        |                     |                    |                    | See original form for signature |        | TELEPHONE             | DATE        |
| David Coppes<br>Chief Operating Officer             |   |   |                  |        |                     |                    |                    |                                 |        | (617)788-4359         | 5/15/2019   |

LAST UPDATED: MAY 31 2019

DEER ISLAND TREATMENT PLANT  
NATIONAL POLLUTANT DISCHARGE ELIMINATION SYSTEM (NPDES)

APRIL 2019 - DISCHARGE MONITORING REPORT

PERMITTEE NAME / ADDRESS  
NAME MWRA  
ADDRESS CHARLESTOWN NAVY YARD  
100 FIRST AVE  
BOSTON MA 02129  
FACILITY MWRA  
LOCATION BOSTON MA 02129  
ATTN: David Coppes

| MA0103284         |    |     | T01 T            |    |     |
|-------------------|----|-----|------------------|----|-----|
| PERMIT NUMBER     |    |     | DISCHARGE NUMBER |    |     |
| MONITORING PERIOD |    |     |                  |    |     |
| FROM              |    |     | TO               |    |     |
| YEAR              | MO | DAY | YEAR             | MO | DAY |
| 19                | 4  | 1   | 19               | 4  | 30  |

MAJOR  
(SUBR E)  
TUNNEL WET DATA

\*\*\* NO DISCHARGE  \*\*\*

| PARAMETER  |                    | QUANTITY OR LOADING   |       |       | QUANTITY OR LOADING |       |       |                                 | NO. EX | FREQUENCY OF ANALYSIS | SAMPLE TYPE |
|--|--------------------|---|-------|-------|---------------------|-------|-------|---------------------------------|--------|-----------------------|-------------|
|  |                    | VALUE   | VALUE | UNITS | VALUE               | VALUE | VALUE | UNITS                           |        |                       |             |
| LC50 Static 48Hr Acute Mysid. Bahia Effluent Gross   | SAMPLE MEASUREMENT | *****   | ***** |       | >100                | ***** | ***** | %                               | 0      | 01/30                 | 24          |
|  | PERMIT MEASUREMENT | *****   | ***** |       | 50 DAILY MN         | ***** | ***** | %                               |        | Once per month        | COMP24      |
| LC50 48Hr Acute Menidia Effluent Gross               | SAMPLE MEASUREMENT | *****   | ***** |       | >100                | ***** | ***** | %                               | 0      | 01/30                 | 24          |
|  | PERMIT MEASUREMENT | *****   | ***** |       | 50 DAILY MN         | ***** | ***** | %                               |        | Once per month        | COMP24      |
| Noel Static 1Hr Fert. Chronic Arbacia Effluent Gross | SAMPLE MEASUREMENT | *****   | ***** |       | 100                 | ***** | ***** | %                               | 0      | 01/30                 | 24          |
|  | PERMIT MEASUREMENT | *****   | ***** |       | 1.5 DAILY MN        | ***** | ***** | %                               |        | Once per month        | COMP24      |
| Noael Statre 7Day Chronic Menidia Effluent Gross     | SAMPLE MEASUREMENT | *****   | ***** |       | 100                 | ***** | ***** | %                               | 0      | 01/30                 | 24          |
|  | PERMIT MEASUREMENT | *****   | ***** |       | 1.5 DAILY MN        | ***** | ***** | %                               |        | Once per month        | COMP24      |
|  |                    |   |       |       |                     |       |       |                                 |        |                       |             |
|  |                    |   |       |       |                     |       |       |                                 |        |                       |             |
|  |                    |   |       |       |                     |       |       |                                 |        |                       |             |
| NAME / TITLE PRINCIPAL EXECUTIVE OFFICER             |                    | I CERTIFY UNDER PENALTY OF LAW THAT I HAVE PERSONALLY EXAMINED AND AM FAMILIAR WITH THE INFORMATION SUBMITTED HEREIN; AND BASED ON MY INQUIRY OF THOSE INDIVIDUALS IMMEDIATELY RESPONSIBLE FOR OBTAINING THE INFORMATION, I BELIEVE THE SUBMITTED INFORMATION IS TRUE, ACCURATE AND COMPLETE. I AM AWARE THAT THERE ARE SIGNIFICANT PENALTIES FOR SUBMITTING FALSE INFORMATION, INCLUDING THE POSSIBILITY OF FINE AND IMPRISONMENT. |       |       |                     |       |       | See original form for signature |        | TELEPHONE             | DATE        |
| David Coppes<br>Chief Operating Officer              |                    |   |       |       |                     |       |       |                                 |        | (617)788-4359         | 5/31/2019   |