

**LAST UPDATED: JUNE 5, 2015**

PERMITTEE NAME / ADDRESS  
 NAME MWRA  
 ADDRESS CHARLESTOWN NAVY YARD  
 100 FIRST AVE  
 BOSTON MA 02129  
 FACILITY MWRA  
 LOCATION BOSTON MA 02129  
 ATTN: Michael Hornbrook

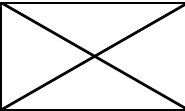
**DEER ISLAND TREATMENT PLANT**  
 NATIONAL POLLUTANT DISCHARGE ELIMINATION SYSTEM (NPDES)  
 MAY 2015 - DISCHARGE MONITORING REPORT (DMR)

MA0103284	T01 A
PERMIT NUMBER	DISCHARGE NUMBER

MAJOR  
 (SUBR E)  
 TUNNEL DISCHARGE

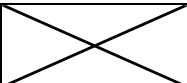
MONITORING PERIOD					
FROM			TO		
YEAR	MO	DAY	YEAR	MO	DAY
15	5	1	15	5	31

\*\*\* NO DISCHARGE  \*\*\*


PARAMETER		QUANTITY OR LOADING			QUANTITY OR LOADING				NO. EX	FREQUENCY OF ANALYSIS	SAMPLE TYPE
		VALUE	VALUE	UNITS	VALUE	VALUE	VALUE	UNITS			
PH Effluent Gross	SAMPLE MEASUREMENT	*****	*****		6.5	*****	7.0	SU	0	02 / 01	GR
	PERMIT MEASUREMENT	*****	*****		6 MINIMUM	*****	9 MAXIMUM	SU		Daily	GRAB
Solids, Total Suspended Effluent Gross	SAMPLE MEASUREMENT	*****	*****		8.4	11.2	23.6	mg/L	0	01 / 01	24
	PERMIT MEASUREMENT	*****	*****		30 MO AVG	45 WKLY AVG	Req. Mon. DAILY MX	mg/L		Daily	COMP24
Solids, Total Suspended Raw Sewage Influent	SAMPLE MEASUREMENT	*****	*****		262.5	356.4	571.7	mg/L	0	01 / 01	24
	PERMIT MEASUREMENT	*****	*****		Req. Mon. MO AVG	Req. Mon. WKLY AVG	Req. Mon. DAILY MX	mg/L		Daily	COMP24
Solids, Settleable Effluent Gross	SAMPLE MEASUREMENT	*****	*****		*****	0.11	0.20	mL/L	0	01 / 01	GR
	PERMIT MEASUREMENT	*****	*****		*****	Req. Mon. WKLY AVG	Req. Mon. DAILY MX	mL/L		Daily	GRAB
Nitrogen, ammonia total (as N) Effluent Gross	SAMPLE MEASUREMENT	*****	*****		27.00	*****	*****	mg/L	0	07 / 30	24
	PERMIT MEASUREMENT	*****	*****		Req. Mon. MO AVG	*****	*****	mg/L		Once per month	COMP24
Nitrogen, nitrite total (as N) Effluent Gross	SAMPLE MEASUREMENT	*****	*****		0.35	*****	*****	mg/L	0	05 / 30	24
	PERMIT MEASUREMENT	*****	*****		Req. Mon. MO AVG	*****	*****	mg/L		Once per month	COMP24
Nitrogen, nitrate total (as N) Effluent Gross	SAMPLE MEASUREMENT	*****	*****		2.79	*****	*****	mg/L	0	05 / 30	24
	PERMIT MEASUREMENT	*****	*****		Req. Mon. MO AVG	*****	*****	mg/L		Once per month	COMP24

PARAMETER		QUANTITY OR LOADING			QUANTITY OR LOADING				NO. EX	FREQUENCY OF ANALYSIS	SAMPLE TYPE
		VALUE	VALUE	UNITS	VALUE	VALUE	VALUE	UNITS			
Nitrogen, Kjeldahl total (as N) Effluent Gross	SAMPLE MEASUREMENT	*****	*****		27.12	*****	*****	mg/L	0	05 / 30	24
	PERMIT MEASUREMENT	*****	*****		Req. Mon. MO AVG	*****	*****	mg/L		Once per month	COMP24
Chloride (as Cl) Raw Sewage Influent	SAMPLE MEASUREMENT	*****	*****		*****	*****	743	mg/L	0	01 / 01	GR
	PERMIT MEASUREMENT	*****	*****		*****	*****	Req. Mon. DAILY MX	mg/L		Daily	GRAB
Arsenic, total (as As) Effluent Gross	SAMPLE MEASUREMENT	*****	*****		0.0	*****	0.0	µg/L	0	02 / 30	24
	PERMIT MEASUREMENT	*****	*****		Req. Mon. MO AVG	*****	Req. Mon. DAILY MX	µg/L		Once per month	COMP24
Copper, total recoverable Effluent Gross	SAMPLE MEASUREMENT	*****	*****		7.93	*****	8.69	µg/L	0	04 / 30	24
	PERMIT MEASUREMENT	*****	*****		Req. Mon. MO AVG	*****	Req. Mon. DAILY MX	µg/L		Once per month	COMP24
Coliform, fecal - % samples exceeds limit Effluent Gross	SAMPLE MEASUREMENT	*****	*****		0.0	*****	*****	%	0	03 / 01	CA
	PERMIT MEASUREMENT	*****	*****		10 MAXIMUM	*****	*****	%		Three per day	GRAB
PCB-1016 Effluent Gross	SAMPLE MEASUREMENT	*****	*****		0.0	*****	0.0	µg/L	0	01 / 30	24
	PERMIT MEASUREMENT	*****	*****		0.000045 MO AVG	*****	Req. Mon. DAILY MX	µg/L		Once per month	COMP24
4, 4'-DDT Effluent Gross	SAMPLE MEASUREMENT	*****	*****		0.0	*****	0.0	µg/L	0	01 / 30	24
	PERMIT MEASUREMENT	*****	*****		Req. Mon. MO AVG	*****	Req. Mon. DAILY MX	µg/L		Once per month	COMP24

PARAMETER		QUANTITY OR LOADING			QUANTITY OR LOADING				NO. EX	FREQUENCY OF ANALYSIS	SAMPLE TYPE
		VALUE	VALUE	UNITS	VALUE	VALUE	VALUE	UNITS			
Aldrin Effluent Gross	SAMPLE MEASUREMENT	*****	*****		0.0	*****	0.0	µg/L	0	01 / 30	24
	PERMIT MEASUREMENT	*****	*****		Req. Mon. MO AVG	*****	Req. Mon. DAILY MX	µg/L		Once per month	COMP24
Chlorodane, alpha, whole water Effluent Gross	SAMPLE MEASUREMENT	*****	*****		0.0	*****	0.0	µg/L	0	01 / 30	24
	PERMIT MEASUREMENT	*****	*****		Req. Mon. MO AVG	*****	Req. Mon. DAILY MX	µg/L		Once per month	COMP24
Chlorodane (tech mix. and metabolites) Effluent Gross	SAMPLE MEASUREMENT	*****	*****		0.0	*****	0.0	µg/L	0	01 / 30	24
	PERMIT MEASUREMENT	*****	*****		Req. Mon. MO AVG	*****	Req. Mon. DAILY MX	µg/L		Once per month	COMP24
Dieldrin Effluent Gross	SAMPLE MEASUREMENT	*****	*****		0.0	*****	0.0	µg/L	0	01 / 30	24
	PERMIT MEASUREMENT	*****	*****		Req. Mon. MO AVG	*****	Req. Mon. DAILY MX	µg/L		Once per month	COMP24
Heptachlor Effluent Gross	SAMPLE MEASUREMENT	*****	*****		0.0	*****	0.0	µg/L	0	01 / 30	24
	PERMIT MEASUREMENT	*****	*****		Req. Mon. MO AVG	*****	Req. Mon. DAILY MX	µg/L		Once per month	COMP24
Heptachlor epoxide Effluent Gross	SAMPLE MEASUREMENT	*****	*****		0.0	*****	0.0	µg/L	0	01 / 30	24
	PERMIT MEASUREMENT	*****	*****		Req. Mon. MO AVG	*****	Req. Mon. DAILY MX	µg/L		Once per month	COMP24
PCB-1221 Effluent Gross	SAMPLE MEASUREMENT	*****	*****		0.0	*****	0.0	µg/L	0	01 / 30	24
	PERMIT MEASUREMENT	*****	*****		0.000045 MO AVG	*****	Req. Mon. DAILY MX	µg/L		Once per month	COMP24

PARAMETER		QUANTITY OR LOADING			QUANTITY OR LOADING				NO. EX	FREQUENCY OF ANALYSIS	SAMPLE TYPE
		VALUE	VALUE	UNITS	VALUE	VALUE	VALUE	UNITS			
PCB-1232 Effluent Gross	SAMPLE MEASUREMENT	*****	*****		0.0	*****	0.0	µg/L	0	01 / 30	24
	PERMIT MEASUREMENT	*****	*****		0.000045 MO AVG	*****	Req. Mon. DAILY MX	µg/L		Once per month	COMP24
PCB-1242 Effluent Gross	SAMPLE MEASUREMENT	*****	*****		0.0	*****	0.0	µg/L	0	01 / 30	24
	PERMIT MEASUREMENT	*****	*****		0.000045 MO AVG	*****	Req. Mon. DAILY MX	µg/L		Once per month	COMP24
PCB-1248 Effluent Gross	SAMPLE MEASUREMENT	*****	*****		0.0	*****	0.0	µg/L	0	01 / 30	24
	PERMIT MEASUREMENT	*****	*****		0.000045 MO AVG	*****	Req. Mon. DAILY MX	µg/L		Once per month	COMP24
PCB-1254 Effluent Gross	SAMPLE MEASUREMENT	*****	*****		0.0	*****	0.0	µg/L	0	01 / 30	24
	PERMIT MEASUREMENT	*****	*****		0.000045 MO AVG	*****	Req. Mon. DAILY MX	µg/L		Once per month	COMP24
PCB-1260 Effluent Gross	SAMPLE MEASUREMENT	*****	*****		0.0	*****	0.0	µg/L	0	01 / 30	24
	PERMIT MEASUREMENT	*****	*****		0.000045 MO AVG	*****	Req. Mon. DAILY MX	µg/L		Once per month	COMP24
Polychlorinated biphenyls (PCBs) Effluent Gross	SAMPLE MEASUREMENT	*****	*****		0.00010	*****	0.00013	µg/L	0	04 / 30	24
	PERMIT MEASUREMENT	*****	*****		Req. Mon. MO AVG	*****	Req. Mon. DAILY MX	µg/L		Once per month	COMP24
Hexachlorobenzene Effluent Gross	SAMPLE MEASUREMENT	*****	*****		0.00	*****	0.00	µg/L	0	01 / 30	24
	PERMIT MEASUREMENT	*****	*****		Req. Mon. MO AVG	*****	Req. Mon. DAILY MX	µg/L		Once per month	COMP24

PARAMETER		QUANTITY OR LOADING			QUANTITY OR LOADING				NO. EX	FREQUENCY OF ANALYSIS	SAMPLE TYPE
		VALUE	VALUE	UNITS	VALUE	VALUE	VALUE	UNITS			
Gamma chlordane, whole water Effluent Gross	SAMPLE MEASUREMENT	*****	*****		0.0	*****	0.0	µg/L	0	01 / 30	24
	PERMIT MEASUREMENT	*****	*****		Req. Mon. MO AVG	*****	Req. Mon. DAILY MX	µg/L		Once per month	COMP24
Flow, in conduit or thru treatment plant Effluent Gross	SAMPLE MEASUREMENT	283.4	372.0	mgd	*****	*****	*****		0	99 / 99	RC
	PERMIT MEASUREMENT	Req. Mon. MO AVG	Req. Mon. DAILY MX	mgd	*****	*****	*****			Continuous	RCORDR
Chlorine, total residual Effluent Gross	SAMPLE MEASUREMENT	*****	*****		0	*****	0	µg/L	0	03 / 01	GR
	PERMIT MEASUREMENT	*****	*****		456 MO AVG	*****	631 DAILY MX	µg/L		Three per day	GRAB
Mercury, total (as HG) Effluent Gross	SAMPLE MEASUREMENT	*****	*****		0.0068	*****	0.009	µg/L	0	04 / 30	24
	PERMIT MEASUREMENT	*****	*****		Req. Mon. MO AVG	*****	Req. Mon. DAILY MX	µg/L		Once per month	COMP24
Coliform, fecal general Effluent Gross	SAMPLE MEASUREMENT	*****	*****		*****	6	9	#/100mL	0	03 / 01	GR
	PERMIT MEASUREMENT	*****	*****		*****	14000 WKLY GEO	14000 DAILY MX	#/100mL		Three per day	GRAB
Coliform, fecal general See Comments	SAMPLE MEASUREMENT	*****	*****		'g'	'g'	'g'				
	PERMIT MEASUREMENT	*****	*****		200 MO GEO	200 MEDIAN	400 DAILY MX	#/100mL		Three per day	GRAB
Cyanide, total recoverable Effluent Gross	SAMPLE MEASUREMENT	*****	*****		0.0	*****	0.0	µg/L	0	02 / 30	GR
	PERMIT MEASUREMENT	*****	*****		Req. Mon. MO AVG	*****	Req. Mon. DAILY MX	µg/L		Once per month	GRAB

PARAMETER		QUANTITY OR LOADING			QUANTITY OR LOADING				NO. EX	FREQUENCY OF ANALYSIS	SAMPLE TYPE
		VALUE	VALUE	UNITS	VALUE	VALUE	VALUE	UNITS			
Volatile fraction organics (EPA 624) Effluent Gross	SAMPLE MEASUREMENT	*****	*****		0.00	*****	0.00	µg/L	0	02 / 30	GR
	PERMIT MEASUREMENT	*****	*****		Req. Mon. MO AVG	*****	Req. Mon. DAILY MX	µg/L		Once per month	GRAB
CBOD5/NH3-N Effluent Gross	SAMPLE MEASUREMENT	*****	*****		5.7	6.6	9.3	mg/L	0	01 / 01	24
	PERMIT MEASUREMENT	*****	*****		25 MO AVG	40 WKLY AVG	Req. Mon. DAILY MX	mg/L		Daily	COMP24
CBOD5/NH3-N Raw Sewage Influent	SAMPLE MEASUREMENT	*****	*****		143.7	173.9	238.2	mg/L	0	01 / 01	24
	PERMIT MEASUREMENT	*****	*****		Req. Mon. MO AVG	Req. Mon. WKLY AVG	Req. Mon. DAILY MX	mg/L		Daily	COMP24
FLOW, TOTAL EFFLUENT GROSS VALUE	SAMPLE MEASUREMENT	273.7	279.8	mgal/d	*****	*****	*****		0	99 / 99	CA
	PERMIT MEASUREMENT	436 ANNL AVG	Req. Mon. MO AVG	mgal/d	*****	*****	*****			Continuous	RCOTOT
NAME / TITLE PRINCIPAL EXECUTIVE OFFICER		I CERTIFY UNDER PENALTY OF LAW THAT I HAVE PERSONALLY EXAMINED AND AM FAMILIAR WITH THE INFORMATION SUBMITTED HEREIN; AND BASED ON MY INQUIRY OF THOSE INDIVIDUALS IMMEDIATELY RESPONSIBLE FOR OBTAINING THE INFORMATION, I BELIEVE THE SUBMITTED INFORMATION IS TRUE, ACCURATE AND COMPLETE. I AM AWARE THAT THERE ARE SIGNIFICANT PENALTIES FOR SUBMITTING FALSE INFORMATION, INCLUDING THE POSSIBILITY OF FINE AND IMPRISONMENT.						See original form for signature		TELEPHONE	DATE
Michael J. Hornbrook Chief Operating Officer										(617)788-4359	6/15/2015

**DEER ISLAND TREATMENT PLANT**

LAST UPDATED: JUNE 30, 2015

NATIONAL POLLUTANT DISCHARGE ELIMINATION SYSTEM (NPDES)

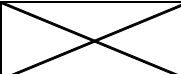
**MAY 2015 - DISCHARGE MONITORING REPORT**

PERMITTEE NAME / ADDRESS  
 NAME MWRA  
 ADDRESS CHARLESTOWN NAVY YARD  
 100 FIRST AVE  
 BOSTON MA 02129  
 FACILITY MWRA  
 LOCATION BOSTON MA 02129  
 ATTN: Michael Hornbrook

MA0103284			T01 T		
PERMIT NUMBER			DISCHARGE NUMBER		
MONITORING PERIOD					
FROM			TO		
YEAR	MO	DAY	YEAR	MO	DAY
15	5	1	15	5	31

MAJOR  
 (SUBR E)  
 TUNNEL WET DATA

\*\*\* NO DISCHARGE  \*\*\*

PARAMETER		QUANTITY OR LOADING			QUANTITY OR LOADING				NO. EX	FREQUENCY OF ANALYSIS	SAMPLE TYPE
		VALUE	VALUE	UNITS	VALUE	VALUE	VALUE	UNITS			
LC50 Static 48Hr Acute Mysid. Bahia Effluent Gross	SAMPLE MEASUREMENT	*****	*****		> 100	*****	*****	%	0	01 / 30	24
	PERMIT MEASUREMENT	*****	*****		50 DAILY MN	*****	*****	%		Once per month	COMP24
LC50 48Hr Acute Menidia Effluent Gross	SAMPLE MEASUREMENT	*****	*****		> 100	*****	*****	%	0	01 / 30	24
	PERMIT MEASUREMENT	*****	*****		50 DAILY MN	*****	*****	%		Once per month	COMP24
Noel Static 1Hr Fert. Chronic Arbacia Effluent Gross	SAMPLE MEASUREMENT	*****	*****		50	*****	*****	%	0	01 / 30	24
	PERMIT MEASUREMENT	*****	*****		1.5 DAILY MN	*****	*****	%		Once per month	COMP24
Noael Statre 7Day Chronic Menidia Effluent Gross	SAMPLE MEASUREMENT	*****	*****		25	*****	*****	%	0	01 / 30	24
	PERMIT MEASUREMENT	*****	*****		1.5 DAILY MN	*****	*****	%		Once per month	COMP24
NAME / TITLE PRINCIPAL EXECUTIVE OFFICER	I CERTIFY UNDER PENALTY OF LAW THAT I HAVE PERSONALLY EXAMINED AND AM FAMILIAR WITH THE INFORMATION SUBMITTED HEREIN; AND BASED ON MY INQUIRY OF THOSE INDIVIDUALS IMMEDIATELY RESPONSIBLE FOR OBTAINING THE INFORMATION, I BELIEVE THE SUBMITTED INFORMATION IS TRUE, ACCURATE AND COMPLETE. I AM AWARE THAT THERE ARE SIGNIFICANT PENALTIES FOR SUBMITTING FALSE INFORMATION, INCLUDING THE POSSIBILITY OF FINE AND IMPRISONMENT.							See original form for signature	TELEPHONE	DATE	
Michael J. Hornbrook Chief Operating Officer									(617)788-4359	6/30/2015	

EPA Form 3320-1 (Rev. 1/06) Previous editions may be used.

H - Invalid test