

**LAST UPDATED: JUNE 10, 2014**

PERMITTEE NAME / ADDRESS  
 NAME MWRA  
 ADDRESS CHARLESTOWN NAVY YARD  
 100 FIRST AVE  
 BOSTON MA 02129  
 FACILITY MWRA  
 LOCATION BOSTON MA 02129  
 ATTN: Michael Hornbrook

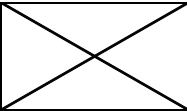
**DEER ISLAND TREATMENT PLANT**  
 NATIONAL POLLUTANT DISCHARGE ELIMINATION SYSTEM (NPDES)  
 MAY 2014 - DISCHARGE MONITORING REPORT (DMR)

|               |                  |
|---------------|------------------|
| MA0103284     | T01 A            |
| PERMIT NUMBER | DISCHARGE NUMBER |

MAJOR  
 (SUBR E)  
 TUNNEL DISCHARGE

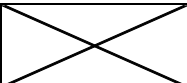
| MONITORING PERIOD |    |     |      |    |     |
|-------------------|----|-----|------|----|-----|
| FROM              |    |     | TO   |    |     |
| YEAR              | MO | DAY | YEAR | MO | DAY |
| 14                | 5  | 1   | 14   | 5  | 31  |

\*\*\* NO DISCHARGE  \*\*\*


| PARAMETER                                     |  | QUANTITY OR LOADING |       |       | QUANTITY OR LOADING |                    |                    |       | NO. EX | FREQUENCY OF ANALYSIS | SAMPLE TYPE |
|---|---|---------------------|-------|-------|---------------------|--------------------|--------------------|-------|--------|-----------------------|-------------|
|   |   | VALUE               | VALUE | UNITS | VALUE               | VALUE              | VALUE              | UNITS |        |                       |             |
| PH Effluent Gross                             | SAMPLE MEASUREMENT  | *****               | ***** |       | 6.5                 | *****              | 7.0                | SU    | 0      | 02 / 01               | GR          |
|   | PERMIT MEASUREMENT  | *****               | ***** |       | 6 MINIMUM           | *****              | 9 MAXIMUM          | SU    |        | Daily                 | GRAB        |
| Solids, Total Suspended Effluent Gross        | SAMPLE MEASUREMENT  | *****               | ***** |       | 6.7                 | 7.3                | 11.9               | mg/L  | 0      | 01 / 01               | 24          |
|   | PERMIT MEASUREMENT  | *****               | ***** |       | 30 MO AVG           | 45 WKLY AVG        | Req. Mon. DAILY MX | mg/L  |        | Daily                 | COMP24      |
| Solids, Total Suspended Raw Sewage Influent   | SAMPLE MEASUREMENT  | *****               | ***** |       | 182.7               | 221.8              | 345.6              | mg/L  | 0      | 01 / 01               | 24          |
|   | PERMIT MEASUREMENT  | *****               | ***** |       | Req. Mon. MO AVG    | Req. Mon. WKLY AVG | Req. Mon. DAILY MX | mg/L  |        | Daily                 | COMP24      |
| Solids, Settleable Effluent Gross             | SAMPLE MEASUREMENT  | *****               | ***** |       | *****               | 0.11               | 0.20               | mL/L  | 0      | 01 / 01               | GR          |
|   | PERMIT MEASUREMENT  | *****               | ***** |       | *****               | Req. Mon. WKLY AVG | Req. Mon. DAILY MX | mL/L  |        | Daily                 | GRAB        |
| Nitrogen, ammonia total (as N) Effluent Gross | SAMPLE MEASUREMENT  | *****               | ***** |       | 25.47               | *****              | *****              | mg/L  | 0      | 07 / 30               | 24          |
|   | PERMIT MEASUREMENT  | *****               | ***** |       | Req. Mon. MO AVG    | *****              | *****              | mg/L  |        | Once per month        | COMP24      |
| Nitrogen, nitrite total (as N) Effluent Gross | SAMPLE MEASUREMENT  | *****               | ***** |       | 0.30                | *****              | *****              | mg/L  | 0      | 05 / 30               | 24          |
|   | PERMIT MEASUREMENT  | *****               | ***** |       | Req. Mon. MO AVG    | *****              | *****              | mg/L  |        | Once per month        | COMP24      |
| Nitrogen, nitrate total (as N) Effluent Gross | SAMPLE MEASUREMENT  | *****               | ***** |       | 0.61                | *****              | *****              | mg/L  | 0      | 05 / 30               | 24          |
|   | PERMIT MEASUREMENT  | *****               | ***** |       | Req. Mon. MO AVG    | *****              | *****              | mg/L  |        | Once per month        | COMP24      |

| PARAMETER   |  | QUANTITY OR LOADING |       |       | QUANTITY OR LOADING |       |                    |       | NO. EX | FREQUENCY OF ANALYSIS | SAMPLE TYPE |
|---|---|---------------------|-------|-------|---------------------|-------|--------------------|-------|--------|-----------------------|-------------|
|   |   | VALUE               | VALUE | UNITS | VALUE               | VALUE | VALUE              | UNITS |        |                       |             |
| Nitrogen, Kjeldahl total (as N)<br>Effluent Gross           | SAMPLE MEASUREMENT  | *****               | ***** |       | 26.06               | ***** | *****              | mg/L  | 0      | 05 / 30               | 24          |
|   | PERMIT MEASUREMENT  | *****               | ***** |       | Req. Mon. MO AVG    | ***** | *****              | mg/L  |        | Once per month        | COMP24      |
| Chloride (as Cl)<br>Raw Sewage Influent                     | SAMPLE MEASUREMENT  | *****               | ***** |       | *****               | ***** | 700                | mg/L  | 0      | 01 / 01               | GR          |
|   | PERMIT MEASUREMENT  | *****               | ***** |       | *****               | ***** | Req. Mon. DAILY MX | mg/L  |        | Daily                 | GRAB        |
| Arsenic, total (as As)<br>Effluent Gross                    | SAMPLE MEASUREMENT  | *****               | ***** |       | 0.0                 | ***** | 0.0                | µg/L  | 0      | 02 / 30               | 24          |
|   | PERMIT MEASUREMENT  | *****               | ***** |       | Req. Mon. MO AVG    | ***** | Req. Mon. DAILY MX | µg/L  |        | Once per month        | COMP24      |
| Copper, total recoverable<br>Effluent Gross                 | SAMPLE MEASUREMENT  | *****               | ***** |       | 6.26                | ***** | 6.84               | µg/L  | 0      | 04 / 30               | 24          |
|   | PERMIT MEASUREMENT  | *****               | ***** |       | Req. Mon. MO AVG    | ***** | Req. Mon. DAILY MX | µg/L  |        | Once per month        | COMP24      |
| Coliform, fecal - % samples exceeds limit<br>Effluent Gross | SAMPLE MEASUREMENT  | *****               | ***** |       | 0.0                 | ***** | *****              | %     | 0      | 03 / 01               | CA          |
|   | PERMIT MEASUREMENT  | *****               | ***** |       | 10 MAXIMUM          | ***** | *****              | %     |        | Three per day         | GRAB        |
| PCB-1016<br>Effluent Gross                                  | SAMPLE MEASUREMENT  | *****               | ***** |       | 0.0                 | ***** | 0.0                | µg/L  | 0      | 01 / 30               | 24          |
|   | PERMIT MEASUREMENT  | *****               | ***** |       | 0.000045 MO AVG     | ***** | Req. Mon. DAILY MX | µg/L  |        | Once per month        | COMP24      |
| 4, 4'-DDT<br>Effluent Gross                                 | SAMPLE MEASUREMENT  | *****               | ***** |       | 0.0                 | ***** | 0.0                | µg/L  | 0      | 01 / 30               | 24          |
|   | PERMIT MEASUREMENT  | *****               | ***** |       | Req. Mon. MO AVG    | ***** | Req. Mon. DAILY MX | µg/L  |        | Once per month        | COMP24      |

| PARAMETER  |  | QUANTITY OR LOADING |       |       | QUANTITY OR LOADING |       |                       |       | NO. EX | FREQUENCY OF ANALYSIS | SAMPLE TYPE |
|--|---|---------------------|-------|-------|---------------------|-------|-----------------------|-------|--------|-----------------------|-------------|
|  |   | VALUE               | VALUE | UNITS | VALUE               | VALUE | VALUE                 | UNITS |        |                       |             |
| Aldrin<br>Effluent Gross                                 | SAMPLE MEASUREMENT  | *****               | ***** |       | 0.0                 | ***** | 0.0                   | µg/L  | 0      | 01 / 30               | 24          |
|  | PERMIT MEASUREMENT  | *****               | ***** |       | Req. Mon.<br>MO AVG | ***** | Req. Mon.<br>DAILY MX | µg/L  |        | Once per month        | COMP24      |
| Chlorodane, alpha, whole water<br>Effluent Gross         | SAMPLE MEASUREMENT  | *****               | ***** |       | 0.0                 | ***** | 0.0                   | µg/L  | 0      | 01 / 30               | 24          |
|  | PERMIT MEASUREMENT  | *****               | ***** |       | Req. Mon.<br>MO AVG | ***** | Req. Mon.<br>DAILY MX | µg/L  |        | Once per month        | COMP24      |
| Chlorodane (tech mix. and metabolites)<br>Effluent Gross | SAMPLE MEASUREMENT  | *****               | ***** |       | 0.0                 | ***** | 0.0                   | µg/L  | 0      | 01 / 30               | 24          |
|  | PERMIT MEASUREMENT  | *****               | ***** |       | Req. Mon.<br>MO AVG | ***** | Req. Mon.<br>DAILY MX | µg/L  |        | Once per month        | COMP24      |
| Dieldrin<br>Effluent Gross                               | SAMPLE MEASUREMENT  | *****               | ***** |       | 0.0                 | ***** | 0.0                   | µg/L  | 0      | 01 / 30               | 24          |
|  | PERMIT MEASUREMENT  | *****               | ***** |       | Req. Mon.<br>MO AVG | ***** | Req. Mon.<br>DAILY MX | µg/L  |        | Once per month        | COMP24      |
| Heptachlor<br>Effluent Gross                             | SAMPLE MEASUREMENT  | *****               | ***** |       | 0.0                 | ***** | 0.0                   | µg/L  | 0      | 01 / 30               | 24          |
|  | PERMIT MEASUREMENT  | *****               | ***** |       | Req. Mon.<br>MO AVG | ***** | Req. Mon.<br>DAILY MX | µg/L  |        | Once per month        | COMP24      |
| Heptachlor epoxide<br>Effluent Gross                     | SAMPLE MEASUREMENT  | *****               | ***** |       | 0.0                 | ***** | 0.0                   | µg/L  | 0      | 01 / 30               | 24          |
|  | PERMIT MEASUREMENT  | *****               | ***** |       | Req. Mon.<br>MO AVG | ***** | Req. Mon.<br>DAILY MX | µg/L  |        | Once per month        | COMP24      |
| PCB-1221<br>Effluent Gross                               | SAMPLE MEASUREMENT  | *****               | ***** |       | 0.0                 | ***** | 0.0                   | µg/L  | 0      | 01 / 30               | 24          |
|  | PERMIT MEASUREMENT  | *****               | ***** |       | 0.000045<br>MO AVG  | ***** | Req. Mon.<br>DAILY MX | µg/L  |        | Once per month        | COMP24      |

| PARAMETER   |  | QUANTITY OR LOADING |       |       | QUANTITY OR LOADING |       |                       |       | NO. EX | FREQUENCY OF ANALYSIS | SAMPLE TYPE |
|---|---|---------------------|-------|-------|---------------------|-------|-----------------------|-------|--------|-----------------------|-------------|
|   |   | VALUE               | VALUE | UNITS | VALUE               | VALUE | VALUE                 | UNITS |        |                       |             |
| PCB-1232<br>Effluent Gross                            | SAMPLE MEASUREMENT  | *****               | ***** |       | 0.0                 | ***** | 0.0                   | µg/L  | 0      | 01 / 30               | 24          |
|   | PERMIT MEASUREMENT  | *****               | ***** |       | 0.000045<br>MO AVG  | ***** | Req. Mon.<br>DAILY MX | µg/L  |        | Once per month        | COMP24      |
| PCB-1242<br>Effluent Gross                            | SAMPLE MEASUREMENT  | *****               | ***** |       | 0.0                 | ***** | 0.0                   | µg/L  | 0      | 01 / 30               | 24          |
|   | PERMIT MEASUREMENT  | *****               | ***** |       | 0.000045<br>MO AVG  | ***** | Req. Mon.<br>DAILY MX | µg/L  |        | Once per month        | COMP24      |
| PCB-1248<br>Effluent Gross                            | SAMPLE MEASUREMENT  | *****               | ***** |       | 0.0                 | ***** | 0.0                   | µg/L  | 0      | 01 / 30               | 24          |
|   | PERMIT MEASUREMENT  | *****               | ***** |       | 0.000045<br>MO AVG  | ***** | Req. Mon.<br>DAILY MX | µg/L  |        | Once per month        | COMP24      |
| PCB-1254<br>Effluent Gross                            | SAMPLE MEASUREMENT  | *****               | ***** |       | 0.0                 | ***** | 0.0                   | µg/L  | 0      | 01 / 30               | 24          |
|   | PERMIT MEASUREMENT  | *****               | ***** |       | 0.000045<br>MO AVG  | ***** | Req. Mon.<br>DAILY MX | µg/L  |        | Once per month        | COMP24      |
| PCB-1260<br>Effluent Gross                            | SAMPLE MEASUREMENT  | *****               | ***** |       | 0.0                 | ***** | 0.0                   | µg/L  | 0      | 01 / 30               | 24          |
|   | PERMIT MEASUREMENT  | *****               | ***** |       | 0.000045<br>MO AVG  | ***** | Req. Mon.<br>DAILY MX | µg/L  |        | Once per month        | COMP24      |
| Polychlorinated biphenyls<br>(PCBs)<br>Effluent Gross | SAMPLE MEASUREMENT  | *****               | ***** |       | 0.00035             | ***** | 0.00049               | µg/L  | 0      | 04 / 30               | 24          |
|   | PERMIT MEASUREMENT  | *****               | ***** |       | Req. Mon.<br>MO AVG | ***** | Req. Mon.<br>DAILY MX | µg/L  |        | Once per month        | COMP24      |
| Hexachlorobenzene<br>Effluent Gross                   | SAMPLE MEASUREMENT  | *****               | ***** |       | 0.0                 | ***** | 0.0                   | µg/L  | 0      | 01 / 30               | 24          |
|   | PERMIT MEASUREMENT  | *****               | ***** |       | Req. Mon.<br>MO AVG | ***** | Req. Mon.<br>DAILY MX | µg/L  |        | Once per month        | COMP24      |

| PARAMETER   |  | QUANTITY OR LOADING |                    |       | QUANTITY OR LOADING |                |                    |         | NO. EX | FREQUENCY OF ANALYSIS | SAMPLE TYPE |
|---|---|---------------------|--------------------|-------|---------------------|----------------|--------------------|---------|--------|-----------------------|-------------|
|   |   | VALUE               | VALUE              | UNITS | VALUE               | VALUE          | VALUE              | UNITS   |        |                       |             |
| Gamma chlordane, whole water Effluent Gross             | SAMPLE MEASUREMENT  | *****               | *****              |       | 0.0                 | *****          | 0.0                | µg/L    | 0      | 01 / 30               | 24          |
|   | PERMIT MEASUREMENT  | *****               | *****              |       | Req. Mon. MO AVG    | *****          | Req. Mon. DAILY MX | µg/L    |        | Once per month        | COMP24      |
| Flow, in conduit or thru treatment plant Effluent Gross | SAMPLE MEASUREMENT  | 320.5               | 468.2              | mgd   | *****               | *****          | *****              |         | 0      | 99 / 99               | RC          |
|   | PERMIT MEASUREMENT  | Req. Mon. MO AVG    | Req. Mon. DAILY MX | mgd   | *****               | *****          | *****              |         |        | Continuous            | RCORDR      |
| Chlorine, total residual Effluent Gross                 | SAMPLE MEASUREMENT  | *****               | *****              |       | 40                  | *****          | 40                 | µg/L    | 0      | 03 / 01               | GR          |
|   | PERMIT MEASUREMENT  | *****               | *****              |       | 456 MO AVG          | *****          | 631 DAILY MX       | µg/L    |        | Three per day         | GRAB        |
| Mercury, total (as HG) Effluent Gross                   | SAMPLE MEASUREMENT  | *****               | *****              |       | 0.0038              | *****          | 0.004              | µg/L    | 0      | 04 / 30               | 24          |
|   | PERMIT MEASUREMENT  | *****               | *****              |       | Req. Mon. MO AVG    | *****          | Req. Mon. DAILY MX | µg/L    |        | Once per month        | COMP24      |
| Coliform, fecal general Effluent Gross                  | SAMPLE MEASUREMENT  | *****               | *****              |       | *****               | 8              | 20                 | #/100mL | 0      | 03 / 01               | GR          |
|   | PERMIT MEASUREMENT  | *****               | *****              |       | *****               | 14000 WKLY GEO | 14000 DAILY MX     | #/100mL |        | Three per day         | GRAB        |
| Coliform, fecal general See Comments                    | SAMPLE MEASUREMENT  | *****               | *****              |       | 'g'                 | 'g'            | 'g'                |         |        |                       |             |
|   | PERMIT MEASUREMENT  | *****               | *****              |       | 200 MO GEO          | 200 MEDIAN     | 400 DAILY MX       | #/100mL |        | Three per day         | GRAB        |
| Cyanide, total recoverable Effluent Gross               | SAMPLE MEASUREMENT  | *****               | *****              |       | 0.0                 | *****          | 0.0                | µg/L    | 0      | 02 / 30               | GR          |
|   | PERMIT MEASUREMENT  | *****               | *****              |       | Req. Mon. MO AVG    | *****          | Req. Mon. DAILY MX | µg/L    |        | Once per month        | GRAB        |

| PARAMETER   |  | QUANTITY OR LOADING   |                  |        | QUANTITY OR LOADING |                    |                    |                                 | NO. EX | FREQUENCY OF ANALYSIS | SAMPLE TYPE |
|---|---|---|------------------|--------|---------------------|--------------------|--------------------|---------------------------------|--------|-----------------------|-------------|
|   |   | VALUE   | VALUE            | UNITS  | VALUE               | VALUE              | VALUE              | UNITS                           |        |                       |             |
| Volatile fraction organics (EPA 624) Effluent Gross | SAMPLE MEASUREMENT  | *****   | *****            |        | 4.85                | *****              | 9.70               | µg/L                            | 0      | 02 / 30               | GR          |
|   | PERMIT MEASUREMENT  | *****   | *****            |        | Req. Mon. MO AVG    | *****              | Req. Mon. DAILY MX | µg/L                            |        | Once per month        | GRAB        |
| CBOD5/NH3-N Effluent Gross                          | SAMPLE MEASUREMENT  | *****   | *****            |        | 4.4                 | 5.3                | 8.9                | mg/L                            | 0      | 01 / 01               | 24          |
|   | PERMIT MEASUREMENT  | *****   | *****            |        | 25 MO AVG           | 40 WKLY AVG        | Req. Mon. DAILY MX | mg/L                            |        | Daily                 | COMP24      |
| CBOD5/NH3-N Raw Sewage Influent                     | SAMPLE MEASUREMENT  | *****   | *****            |        | 103.1               | 111.9              | 148.7              | mg/L                            | 0      | 01 / 01               | 24          |
|   | PERMIT MEASUREMENT  | *****   | *****            |        | Req. Mon. MO AVG    | Req. Mon. WKLY AVG | Req. Mon. DAILY MX | mg/L                            |        | Daily                 | COMP24      |
| FLOW, TOTAL EFFLUENT GROSS VALUE                    | SAMPLE MEASUREMENT  | 272.5   | 312.5            | mgal/d | *****               | *****              | *****              |                                 | 0      | 99 / 99               | CA          |
|   | PERMIT MEASUREMENT  | 436 ANNL AVG  | Req. Mon. MO AVG | mgal/d | *****               | *****              | *****              |                                 |        | Continuous            | RCOTOT      |
|   |   |   |                  |        |                     |                    |                    |                                 |        |                       |             |
|   |   |   |                  |        |                     |                    |                    |                                 |        |                       |             |
|   |   |   |                  |        |                     |                    |                    |                                 |        |                       |             |
|   |   |   |                  |        |                     |                    |                    |                                 |        |                       |             |
| NAME / TITLE PRINCIPAL EXECUTIVE OFFICER            |   | I CERTIFY UNDER PENALTY OF LAW THAT I HAVE PERSONALLY EXAMINED AND AM FAMILIAR WITH THE INFORMATION SUBMITTED HEREIN; AND BASED ON MY INQUIRY OF THOSE INDIVIDUALS IMMEDIATELY RESPONSIBLE FOR OBTAINING THE INFORMATION, I BELIEVE THE SUBMITTED INFORMATION IS TRUE, ACCURATE AND COMPLETE. I AM AWARE THAT THERE ARE SIGNIFICANT PENALTIES FOR SUBMITTING FALSE INFORMATION, INCLUDING THE POSSIBILITY OF FINE AND IMPRISONMENT. |                  |        |                     |                    |                    | See original form for signature |        | TELEPHONE             | DATE        |
| Michael J. Hornbrook<br>Chief Operating Officer     |   |   |                  |        |                     |                    |                    |                                 |        | (617)788-4359         | 6/13/2014   |

**DEER ISLAND TREATMENT PLANT**

**LAST UPDATED: JUNE 30, 2014**

NATIONAL POLLUTANT DISCHARGE ELIMINATION SYSTEM (NPDES)

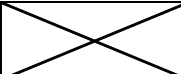
**MAY 2014 - DISCHARGE MONITORING REPORT**

PERMITTEE NAME / ADDRESS  
 NAME MWRA  
 ADDRESS CHARLESTOWN NAVY YARD  
 100 FIRST AVE  
 BOSTON MA 02129  
 FACILITY MWRA  
 LOCATION BOSTON MA 02129  
 ATTN: Michael Hornbrook

| MA0103284         |    |     | T01 T            |    |     |
|-------------------|----|-----|------------------|----|-----|
| PERMIT NUMBER     |    |     | DISCHARGE NUMBER |    |     |
| MONITORING PERIOD |    |     |                  |    |     |
| FROM              |    |     | TO               |    |     |
| YEAR              | MO | DAY | YEAR             | MO | DAY |
| 14                | 5  | 1   | 14               | 5  | 31  |

MAJOR  
 (SUBR E)  
 TUNNEL WET DATA

\*\*\* NO DISCHARGE  \*\*\*

| PARAMETER  |  | QUANTITY OR LOADING   |       |       | QUANTITY OR LOADING |       |       |                                    | NO. EX        | FREQUENCY OF ANALYSIS | SAMPLE TYPE |
|--|---|---|-------|-------|---------------------|-------|-------|------------------------------------|---------------|-----------------------|-------------|
|  |   | VALUE   | VALUE | UNITS | VALUE               | VALUE | VALUE | UNITS                              |               |                       |             |
| LC50 Static 48Hr Acute Mysid. Bahia Effluent Gross   | SAMPLE MEASUREMENT  | *****   | ***** |       | > 100               | ***** | ***** | %                                  | 0             | 01 / 30               | 24          |
|  | PERMIT MEASUREMENT  | *****   | ***** |       | 50 DAILY MN         | ***** | ***** | %                                  |               | Once per month        | COMP24      |
| LC50 48Hr Acute Menidia Effluent Gross               | SAMPLE MEASUREMENT  | *****   | ***** |       | > 100               | ***** | ***** | %                                  | 0             | 01 / 30               | 24          |
|  | PERMIT MEASUREMENT  | *****   | ***** |       | 50 DAILY MN         | ***** | ***** | %                                  |               | Once per month        | COMP24      |
| Noel Static 1Hr Fert. Chronic Arbacia Effluent Gross | SAMPLE MEASUREMENT  | *****   | ***** |       | 50                  | ***** | ***** | %                                  | 0             | 01 / 30               | 24          |
|  | PERMIT MEASUREMENT  | *****   | ***** |       | 1.5 DAILY MN        | ***** | ***** | %                                  |               | Once per month        | COMP24      |
| Noael Statre 7Day Chronic Menidia Effluent Gross     | SAMPLE MEASUREMENT  | *****   | ***** |       | 100                 | ***** | ***** | %                                  | 0             | 01 / 30               | 24          |
|  | PERMIT MEASUREMENT  | *****   | ***** |       | 1.5 DAILY MN        | ***** | ***** | %                                  |               | Once per month        | COMP24      |
|  |   |   |       |       |                     |       |       |                                    |               |                       |             |
|  |   |   |       |       |                     |       |       |                                    |               |                       |             |
|  |   |   |       |       |                     |       |       |                                    |               |                       |             |
|  |   |   |       |       |                     |       |       |                                    |               |                       |             |
| NAME / TITLE PRINCIPAL EXECUTIVE OFFICER             |   | I CERTIFY UNDER PENALTY OF LAW THAT I HAVE PERSONALLY EXAMINED AND AM FAMILIAR WITH THE INFORMATION SUBMITTED HEREIN; AND BASED ON MY INQUIRY OF THOSE INDIVIDUALS IMMEDIATELY RESPONSIBLE FOR OBTAINING THE INFORMATION, I BELIEVE THE SUBMITTED INFORMATION IS TRUE, ACCURATE AND COMPLETE. I AM AWARE THAT THERE ARE SIGNIFICANT PENALTIES FOR SUBMITTING FALSE INFORMATION, INCLUDING THE POSSIBILITY OF FINE AND IMPRISONMENT. |       |       |                     |       |       |                                    | TELEPHONE     | DATE                  |             |
| Michael J. Hornbrook<br>Chief Operating Officer      |   |   |       |       |                     |       |       | See original form<br>for signature | (617)788-4359 | 6/30/2014             |             |

EPA Form 3320-1 (Rev. 1/06) Previous editions may be used.

H - Invalid test