

LAST UPDATED: APR 12, 2006

PERMITTEE NAME / ADDRESS
 NAME MWRA
 ADDRESS CHARLESTOWN NAVY YARD
 100 FIRST AVE
 BOSTON MA 02129
 FACILITY MWRA
 LOCATION BOSTON MA 02129
 ATTN: Michael Hornbrook

DEER ISLAND TREATMENT PLANT
 NATIONAL POLLUTANT DISCHARGE ELIMINATION SYSTEM (NPDES)

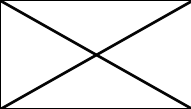
MARCH 2006 - DISCHARGE MONITORING REPORT (DMR)


| | |
|---------------|------------------|
| MA0103284 | T01 A |
| PERMIT NUMBER | DISCHARGE NUMBER |


MAJOR
 (SUBR E)
 F - FINAL
 TREATED SANITARY WASTEWATER

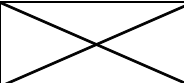
| MONITORING PERIOD | | | | | |
|-------------------|----|-----|------|----|-----|
| FROM | | | TO | | |
| YEAR | MO | DAY | YEAR | MO | DAY |
| 06 | 3 | 1 | 06 | 3 | 31 |


*** NO DISCHARGE ***


| PARAMETER (32-37) |  | QUANTITY OR LOADING | | | QUANTITY OR LOADING | | | | NO. EX (62-63) | FREQUENCY OF ANALYSIS (64-68) | SAMPLE TYPE (69-70) |
|---|---|---------------------|---------|-------|---------------------|-------------------|--------------------|--------------|-------------------|-------------------------------------|------------------------|
| | | AVERAGE | MAXIMUM | UNITS | MINIMUM (MO AVE) | AVERAGE (WKLY) | MAXIMUM (DAILY) | UNITS | | | |
| PH EFFLUENT | SAMPLE MEASUREMENT | ***** | ***** | ***** | 6.1 | ***** | 6.9 | SU | 0 | 02 / 01 | GR |
| | PERMIT LIMIT | ***** | ***** | | 6.0 MINIMUM | ***** | 9.0 MAXIMUM | SU | | DAILY | GRAB |
| SOLIDS, TOTAL SUSPENDED INFLUENT | SAMPLE MEASUREMENT | ***** | ***** | ***** | 180.1 | 183.2 | 236.9 | (19) mg/L | 0 | 01 / 01 | 24 |
| | PERMIT LIMIT | ***** | ***** | | REPORT MO AVG | REPORT WKLY | REPORT DAILY MX | MG/L | | DAILY | COMP24 |
| SOLIDS, TOTAL SUSPENDED EFFLUENT | SAMPLE MEASUREMENT | ***** | ***** | ***** | 8.0 | 8.9 | 11.5 | (19) mg/L | 0 | 01 / 01 | 24 |
| | PERMIT LIMIT | ***** | ***** | | 30 MO AVG | 45 WKLY | REPORT DAILY MX | MG/L | | DAILY | COMP24 |
| SOLIDS, SETTLEABLE EFFLUENT | SAMPLE MEASUREMENT | ***** | ***** | ***** | ***** | 0.10 | 0.10 | (25) mL/L | 0 | 01 / 01 | GR |
| | PERMIT LIMIT | ***** | ***** | | ***** | REPORT WKLY | REPORT DAILY MX | ML/L | | DAILY | GRAB |
| NITROGEN, AMMONIA TOTAL (AS N) EFFLUENT | SAMPLE MEASUREMENT | ***** | ***** | ***** | 22.18 | ***** | ***** | (19) mg/L | 0 | 05 / 30 | 24 |
| | PERMIT LIMIT | ***** | ***** | | REPORT MO AVG | ***** | ***** | MG/L | | ONCE / MONTH | COMP24 |
| NITROGEN, NITRITE TOTAL (AS N) EFFLUENT | SAMPLE MEASUREMENT | ***** | ***** | ***** | 2.26 | ***** | ***** | (19) mg/L | 0 | 05 / 30 | 24 |
| | PERMIT LIMIT | ***** | ***** | | REPORT MO AVG | ***** | ***** | MG/L | | ONCE / MONTH | COMP24 |
| NITROGEN, NITRATE TOTAL (AS N) EFFLUENT | SAMPLE MEASUREMENT | ***** | ***** | ***** | 0.44 | ***** | ***** | (19) mg/L | 0 | 05 / 30 | 24 |
| | PERMIT LIMIT | ***** | ***** | | REPORT MO AVG | ***** | ***** | MG/L | | ONCE / MONTH | COMP24 |

| PARAMETER (32-37) |  | (3 Card Only) QUANTITY OR LOADING (46-53) (54-61) | | | (4 Card Only) QUANTITY OR LOADING (38-45) (46-53) (54-61) | | | NO. EX (62-63) | FREQUENCY OF ANALYSIS (64-68) | SAMPLE TYPE (69-70) | |
|--|---|--|---------|-------|--|---------|--------------------|-------------------|-------------------------------------|------------------------|--------|
| | | AVERAGE | MAXIMUM | UNITS | MINIMUM | AVERAGE | MAXIMUM | | | | UNITS |
| NITROGEN, KJELDAHL TOTAL (AS N) EFFLUENT | SAMPLE MEASUREMENT | ***** | ***** | ***** | 25.64 | ***** | ***** | (19) mg/L | 0 | 05 / 30 | 24 |
| | PERMIT LIMIT | ***** | ***** | ***** | REPORT MO AVG | ***** | ***** | MG/L | | ONCE / MONTH | COMP24 |
| CHLORIDE (AS CL) INFLUENT | SAMPLE MEASUREMENT | ***** | ***** | ***** | ***** | ***** | 870 | (19) mg/L | 0 | 01 / 01 | GR |
| | PERMIT LIMIT | ***** | ***** | ***** | ***** | ***** | REPORT DAILY MX | MG/L | | DAILY | GRAB |
| ARSENIC, TOTAL (AS AS) EFFLUENT | SAMPLE MEASUREMENT | ***** | ***** | ***** | 0.0 | ***** | 0.0 | (28) ug/L | 0 | 02 / 30 | 24 |
| | PERMIT LIMIT | ***** | ***** | ***** | REPORT MO AVG | ***** | REPORT DAILY MX | UG/L | | ONCE / MONTH | COMP24 |
| COPPER TOTAL RECOVERABLE EFFLUENT | SAMPLE MEASUREMENT | ***** | ***** | ***** | 10.02 | ***** | 12.80 | (28) ug/L | 0 | 07 / 30 | 24 |
| | PERMIT LIMIT | ***** | ***** | ***** | REPORT MO AVG | ***** | REPORT DAILY MX | UG/L | | ONCE / MONTH | COMP24 |
| COLIFORM, FECAL - % of total number of samples exceeding 14000 #/100mL EFFLUENT | SAMPLE MEASUREMENT | ***** | ***** | ***** | 0.0 | ***** | ***** | % | 0 | 03 / 01 | CA |
| | PERMIT LIMIT | ***** | ***** | ***** | 10 MAXIMUM | ***** | ***** | PERCENT | | THREE / DAY | GRAB |
| PCB-1016 (AROCHLOR 1016) EFFLUENT | SAMPLE MEASUREMENT | ***** | ***** | ***** | 0.0 | ***** | 0.0 | (28) ug/L | 0 | 02 / 30 | 24 |
| | PERMIT LIMIT | ***** | ***** | ***** | 0.000045 MO AVG | ***** | REPORT DAILY MX | UG/L | | ONCE / MONTH | COMP24 |
| 4, 4'-DDT (P, P'-DDT) EFFLUENT | SAMPLE MEASUREMENT | ***** | ***** | ***** | 0.0 | ***** | 0.0 | (28) ug/L | 0 | 02 / 30 | 24 |
| | PERMIT LIMIT | ***** | ***** | ***** | REPORT MO AVG | ***** | REPORT DAILY MX | UG/L | | ONCE / MONTH | COMP24 |

| PARAMETER (32-37) |  | (3 Card Only) QUANTITY OR LOADING (46-53) (54-61) | | | (4 Card Only) QUANTITY OR LOADING (38-45) (46-53) (54-61) | | | | NO. EX (62-63) | FREQUENCY OF ANALYSIS (64-68) | SAMPLE TYPE (69-70) |
|--|---|--|---------|-------|--|---------|--------------------|--------------|-------------------|-------------------------------------|------------------------|
| | | AVERAGE | MAXIMUM | UNITS | MINIMUM | AVERAGE | MAXIMUM | UNITS | | | |
| ALDRIN EFFLUENT GROSS VALUE | SAMPLE MEASUREMENT | ***** | ***** | ***** | 0.0 | ***** | 0.0 | (28) ug/L | 0 | 02 / 30 | 24 |
| | PERMIT LIMIT | ***** | ***** | ***** | REPORT MO AVG | ***** | REPORT DAILY MX | UG/L | | ONCE / MONTH | COMP24 |
| CHLORDANE, ALPHA, WHOLE WATER EFFLUENT GROSS VALUE | SAMPLE MEASUREMENT | ***** | ***** | ***** | 0.0 | ***** | 0.0 | (28) ug/L | 0 | 02 / 30 | 24 |
| | PERMIT LIMIT | ***** | ***** | ***** | REPORT MO AVG | ***** | REPORT DAILY MX | UG/L | | ONCE / MONTH | COMP24 |
| CHLORDANE (TECH MIX. AND METABOLITES) EFFLUENT GROSS VALUE | SAMPLE MEASUREMENT | ***** | ***** | ***** | 0.0 | ***** | 0.0 | (28) ug/L | 0 | 02 / 30 | 24 |
| | PERMIT LIMIT | ***** | ***** | ***** | REPORT MO AVG | ***** | REPORT DAILY MX | UG/L | | ONCE / MONTH | COMP24 |
| DIELDRIN EFFLUENT GROSS VALUE | SAMPLE MEASUREMENT | ***** | ***** | ***** | 0.0 | ***** | 0.0 | (28) ug/L | 0 | 02 / 30 | 24 |
| | PERMIT LIMIT | ***** | ***** | ***** | REPORT MO AVG | ***** | REPORT DAILY MX | UG/L | | ONCE / MONTH | COMP24 |
| HEPTACHLOR EFFLUENT GROSS VALUE | SAMPLE MEASUREMENT | ***** | ***** | ***** | 0.0 | ***** | 0.0 | (28) ug/L | 0 | 02 / 30 | 24 |
| | PERMIT LIMIT | ***** | ***** | ***** | REPORT MO AVG | ***** | REPORT DAILY MX | UG/L | | ONCE / MONTH | COMP24 |
| HEPTACHLOR EPOXIDE EFFLUENT GROSS VALUE | SAMPLE MEASUREMENT | ***** | ***** | ***** | 0.0 | ***** | 0.0 | (28) ug/L | 0 | 02 / 30 | 24 |
| | PERMIT LIMIT | ***** | ***** | ***** | REPORT MO AVG | ***** | REPORT DAILY MX | UG/L | | ONCE / MONTH | COMP24 |
| PCB-1221 (AROCHLOR 1221) EFFLUENT GROSS VALUE | SAMPLE MEASUREMENT | ***** | ***** | ***** | 0.0 | ***** | 0.0 | (28) ug/L | 0 | 02 / 30 | 24 |
| | PERMIT LIMIT | ***** | ***** | ***** | 0.000045 MO AVG | ***** | REPORT DAILY MX | UG/L | | ONCE / MONTH | COMP24 |

| PARAMETER (32-37) |  | (3 Card Only) QUANTITY OR LOADING (46-53) (54-61) | | | (4 Card Only) QUANTITY OR LOADING (38-45) (46-53) (54-61) | | | | NO. EX (62-63) | FREQUENCY OF ANALYSIS (64-68) | SAMPLE TYPE (69-70) |
|---|---|--|---------|-------|--|---------|--------------------|--------------|-------------------|-------------------------------------|------------------------|
| | | AVERAGE | MAXIMUM | UNITS | MINIMUM | AVERAGE | MAXIMUM | UNITS | | | |
| PCB-1232 (AROCHLOR 1232) EFFLUENT GROSS VALUE | SAMPLE MEASUREMENT | ***** | ***** | ***** | 0.0 | ***** | 0.0 | (28) ug/L | 0 | 02 / 30 | 24 |
| | PERMIT LIMIT | ***** | ***** | ***** | 0.000045 MO AVG | ***** | REPORT DAILY MX | UG/L | | ONCE / MONTH | COMP24 |
| PCB-1242 (AROCHLOR 1242) EFFLUENT GROSS VALUE | SAMPLE MEASUREMENT | ***** | ***** | ***** | 0.0 | ***** | 0.0 | (28) ug/L | 0 | 02 / 30 | 24 |
| | PERMIT LIMIT | ***** | ***** | ***** | 0.000045 MO AVG | ***** | REPORT DAILY MX | UG/L | | ONCE / MONTH | COMP24 |
| PCB-1248 (AROCHLOR 1248) EFFLUENT GROSS VALUE | SAMPLE MEASUREMENT | ***** | ***** | ***** | 0.0 | ***** | 0.0 | (28) ug/L | 0 | 02 / 30 | 24 |
| | PERMIT LIMIT | ***** | ***** | ***** | 0.000045 MO AVG | ***** | REPORT DAILY MX | UG/L | | ONCE / MONTH | COMP24 |
| PCB-1254 (AROCHLOR 1254) EFFLUENT GROSS VALUE | SAMPLE MEASUREMENT | ***** | ***** | ***** | 0.0 | ***** | 0.0 | (28) ug/L | 0 | 02 / 30 | 24 |
| | PERMIT LIMIT | ***** | ***** | ***** | 0.000045 MO AVG | ***** | REPORT DAILY MX | UG/L | | ONCE / MONTH | COMP24 |
| PCB-1260 (AROCHLOR 1260) EFFLUENT GROSS VALUE | SAMPLE MEASUREMENT | ***** | ***** | ***** | 0.0 | ***** | 0.0 | (28) ug/L | 0 | 02 / 30 | 24 |
| | PERMIT LIMIT | ***** | ***** | ***** | 0.000045 MO AVG | ***** | REPORT DAILY MX | UG/L | | ONCE / MONTH | COMP24 |
| POLYCHLORINATED BIPHENYLS (PCBS) EFFLUENT GROSS VALUE | SAMPLE MEASUREMENT | ***** | ***** | ***** | 0.00048 | ***** | 0.00048 | (28) ug/L | 0 | 01 / 30 | 24 |
| | PERMIT LIMIT | ***** | ***** | ***** | REPORT MO AVG | ***** | REPORT DAILY MX | UG/L | | ONCE / MONTH | COMP24 |
| HEXACHLOROBENZENE EFFLUENT GROSS VALUE | SAMPLE MEASUREMENT | ***** | ***** | ***** | 0.0 | ***** | 0.0 | (28) ug/L | 0 | 02 / 30 | 24 |
| | PERMIT LIMIT | ***** | ***** | ***** | REPORT MO AVG | ***** | REPORT DAILY MX | UG/L | | ONCE / MONTH | COMP24 |

| PARAMETER (32-37) |  | (3 Card Only) QUANTITY OR LOADING (46-53) (54-61) | | | (4 Card Only) QUANTITY OR LOADING (38-45) (46-53) (54-61) | | | | NO. EX (62-63) | FREQUENCY OF ANALYSIS (64-68) | SAMPLE TYPE (69-70) |
|---|---|--|--------------------|-------------|--|------------------|--------------------|-----------------|-------------------|-------------------------------------|------------------------|
| | | AVERAGE | MAXIMUM | UNITS | MINIMUM | AVERAGE | MAXIMUM | UNITS | | | |
| CHLORDANE, GAMMA, WHOLE WATER EFFLUENT GROSS VALUE | SAMPLE MEASUREMENT | ***** | ***** | ***** | 0.0 | ***** | 0.0 | (28) ug/L | 0 | 02 / 30 | 24 |
| | PERMIT LIMIT | ***** | ***** | ***** | REPORT MO AVG | ***** | REPORT DAILY MX | UG/L | | ONCE / MONTH | COMP24 |
| FLOW, IN CONDUIT OR THRU TREATMENT PLANT EFFLUENT GROSS VALUE | SAMPLE MEASUREMENT | 294.8 | 336.3 | (03) mgd | ***** | ***** | ***** | ***** | 0 | 99 / 99 | RC |
| | PERMIT LIMIT | REPORT MO AVG | REPORT DAILY MX | MGD | ***** | ***** | ***** | ***** | | CONTIN- UOUS | RCORDR |
| CHLORINE, TOTAL RESIDUAL EFFLUENT GROSS VALUE | SAMPLE MEASUREMENT | ***** | ***** | ***** | 40 | ***** | 40 | (19) ug/L | 0 | 03 / 01 | GR |
| | PERMIT LIMIT | ***** | ***** | ***** | 456 MO AVG | ***** | 631 DAILY MX | ug/L | | THREE / DAY | GRAB |
| MERCURY, TOTAL (AS HG) EFFLUENT GROSS VALUE | SAMPLE MEASUREMENT | ***** | ***** | ***** | 0.006 | ***** | 0.017 | (28) ug/L | 0 | 07 / 30 | 24 |
| | PERMIT LIMIT | ***** | ***** | ***** | REPORT MO AVG | ***** | REPORT DAILY MX | UG/L | | ONCE / MONTH | COMP24 |
| COLIFORM, FECAL GENERAL EFFLUENT GROSS VALUE | SAMPLE MEASUREMENT | ***** | ***** | ***** | N/A | | | (13) #/100mL | | | |
| | PERMIT LIMIT | ***** | ***** | ***** | 200 MoGeoMea | 200 WKLY MN | 400 DAILY MX | #/100ML | | THREE / DAY | GRAB |
| COLIFORM, FECAL GENERAL EFFLUENT GROSS VALUE | SAMPLE MEASUREMENT | ***** | ***** | ***** | ***** | 8 | 19 | (13) #/100mL | 0 | 03 / 01 | GR |
| | PERMIT LIMIT | ***** | ***** | ***** | ***** | 14000 WKLY MN | 14000 DAILY MX | #/100ML | | THREE / DAY | GRAB |
| CYANIDE, TOTAL EFFLUENT GROSS VALUE | SAMPLE MEASUREMENT | ***** | ***** | ***** | 0.0 | ***** | 0.0 | (28) ug/L | 0 | 02 / 30 | GR |
| | PERMIT LIMIT | ***** | ***** | ***** | REPORT MO AVG | ***** | REPORT DAILY MX | UG/L | | ONCE / MONTH | GRAB |

| PARAMETER (32-37) |  | (3 Card Only) QUANTITY OR LOADING (46-53) (54-61) | | | (4 Card Only) QUANTITY OR LOADING (38-45) (46-53) (54-61) | | | | NO. EX (62-63) | FREQUENCY OF ANALYSIS (64-68) | SAMPLE TYPE (69-70) |
|---|---|--|------------------|-------------|--|----------------|--------------------|------------------------------------|-------------------|-------------------------------------|------------------------|
| | | AVERAGE | MAXIMUM | UNITS | MINIMUM | AVERAGE | MAXIMUM | UNITS | | | |
| VOLATILE FRACTION ORGANICS (EPA 624) EFFLUENT GROSS VALUE | SAMPLE MEASUREMENT | ***** | ***** | ***** | 14.78 | ***** | 17.57 | (28) ug/L | 0 | 02 / 30 | GR |
| | PERMIT LIMIT | ***** | ***** | | REPORT MO AVG | ***** | REPORT DAILY MX | UG/L | | ONCE / MONTH | GRAB |
| CBOD5 / NH3-N RAW SEW/INFLUENT | SAMPLE MEASUREMENT | ***** | ***** | ***** | 121.9 | 138.0 | 165.4 | (19) mg/L | 0 | 01 / 01 | 24 |
| | PERMIT LIMIT | ***** | ***** | | REPORT MO AVG | REPORT WKLY | REPORT DAILY MX | MG/L | | DAILY | COMP24 |
| CBOD5 / NH3-N EFFLUENT GROSS VALUE | SAMPLE MEASUREMENT | ***** | ***** | ***** | 6.4 | 7.4 | 10.7 | (19) mg/L | 0 | 01 / 01 | 24 |
| | PERMIT LIMIT | ***** | ***** | | 25 MO AVG | 40 WKLY AVG | REPORT DAILY MX | MG/L | | DAILY | COMP24 |
| FLOW,TOTAL EFFLUENT GROSS VALUE | SAMPLE MEASUREMENT | 334.8 | 292.3 | (03) mgd | ***** | ***** | ***** | ***** | 0 | 99 / 99 | CA |
| | PERMIT LIMIT | 436 ANNL AVG | REPORT MO AVG | MGD | ***** | ***** | ***** | ***** | | CONTINUOUS | CALCULATE |
| | | | | | | | | | | | |
| | | | | | | | | | | | |
| | | | | | | | | | | | |
| | | | | | | | | | | | |
| NAME / TITLE PRINCIPAL EXECUTIVE OFFICER | | I CERTIFY UNDER PENALTY OF LAW THAT I HAVE PERSONALLY EXAMINED AND AM FAMILIAR WITH THE INFORMATION SUBMITTED HEREIN; AND BASED ON MY INQUIRY OF THOSE INDIVIDUALS IMMEDIATELY RESPONSIBLE FOR OBTAINING THE INFORMATION, I BELIEVE THE SUBMITTED INFORMATION IS TRUE, ACCURATE AND COMPLETE. I AM AWARE THAT THERE ARE SIGNIFICANT PENALTIES FOR SUBMITTING FALSE INFORMATION, INCLUDING THE POSSIBILITY OF FINE AND IMPRISONMENT. | | | | | | See original form for signature | | TELEPHONE | DATE |
| Michael J. Hornbrook Chief Operating Officer | | | | | | | | | | (617)788-4359 | |

DEER ISLAND TREATMENT PLANT

LAST UPDATED: APR 14, 2006

NATIONAL POLLUTANT DISCHARGE ELIMINATION SYSTEM (NPDES)

MARCH 2006 - DISCHARGE MONITORING REPORT

PERMITTEE NAME / ADDRESS
 NAME MWRA
 ADDRESS CHARLESTOWN NAVY YARD
 100 FIRST AVE
 BOSTON MA 02129
 FACILITY MWRA
 LOCATION BOSTON MA 02129
 ATTN: Michael Hornbrook

| MA0103284 | | | T01 T | | |
|-------------------|----|-----|------------------|----|-----|
| PERMIT NUMBER | | | DISCHARGE NUMBER | | |
| MONITORING PERIOD | | | | | |
| FROM | | | TO | | |
| YEAR | MO | DAY | YEAR | MO | DAY |
| 06 | 3 | 1 | 06 | 3 | 31 |

MAJOR (SUBR E)
 F - FINAL
 TUNNEL WET DATA

*** NO DISCHARGE ***

| PARAMETER (32-37) | SAMPLE MEASUREMENT / PERMIT LIMIT | (3 Card Only) QUANTITY OR LOADING (46-53) (54-61) | | | (4 Card Only) QUANTITY OR LOADING (38-45) (46-53) (54-61) | | | NO. EX (62-63) | FREQUENCY OF ANALYSIS (64-68) | SAMPLE TYPE (69-70) | |
|--|---|--|---------|-------|--|---------|---------|---------------------------------|----------------------------------|------------------------|--------|
| | | AVERAGE | MAXIMUM | UNITS | MINIMUM | AVERAGE | MAXIMUM | | | | UNITS |
| LC50 STAT 48HR ACU M YSID. BAHIA TAA3E 1 0 2 EFFLUENT GROSS VALUE | SAMPLE MEASUREMENT | ***** | ***** | **** | > 100 | ***** | ***** | (23) % | 0 | 01 / 30 | 24 |
| | PERMIT LIMIT | ***** | ***** | **** | 50 DAILY MN | ***** | ***** | PERCENT | | ONCE / MONTH | COMP24 |
| LC50 STAT 48HR ACU M ENDIA TBD6B 1 0 2 EFFLUENT GROSS VALUE | SAMPLE MEASUREMENT | ***** | ***** | **** | > 100 | ***** | ***** | (23) % | 0 | 01 / 30 | 24 |
| | PERMIT LIMIT | ***** | ***** | **** | 50 DAILY MN | ***** | ***** | PERCENT | | ONCE / MONTH | COMP24 |
| NOEL STAT 1HR FERT CHR ARBACIA TBH3A 1 0 2 EFFLUENT GROSS VALUE | SAMPLE MEASUREMENT | ***** | ***** | **** | 50 | ***** | ***** | (23) % | 0 | 01 / 30 | 24 |
| | PERMIT LIMIT | ***** | ***** | **** | 1.5 DAILY MN | ***** | ***** | PERCENT | | ONCE / MONTH | COMP24 |
| NOAEL STATRE 7DAY CH R MENIDIA TDP6B 1 0 2 EFFLUENT GROSS VALUE | SAMPLE MEASUREMENT | ***** | ***** | **** | 6.25 | ***** | ***** | (23) % | 0 | 01 / 30 | 24 |
| | PERMIT LIMIT | ***** | ***** | **** | 1.5 DAILY MN | ***** | ***** | PERCENT | | ONCE / MONTH | COMP24 |
| | | | | | | | | | | | |
| | | | | | | | | | | | |
| | | | | | | | | | | | |
| NAME / TITLE PRINCIPAL EXECUTIVE OFFICER | I CERTIFY UNDER PENALTY OF LAW THAT I HAVE PERSONALLY EXAMINED AND AM FAMILIAR WITH THE INFORMATION SUBMITTED HEREIN; AND BASED ON MY INQUIRY OF THOSE INDIVIDUALS IMMEDIATELY RESPONSIBLE FOR OBTAINING THE INFORMATION, I BELIEVE THE SUBMITTED INFORMATION IS TRUE, ACCURATE AND COMPLETE. I AM AWARE THAT THERE ARE SIGNIFICANT PENALTIES FOR SUBMITTING FALSE INFORMATION, INCLUDING THE POSSIBILITY OF FINE AND IMPRISONMENT. | | | | | | | See original form for signature | TELEPHONE | DATE | |
| Michael J. Hornbrook Chief Operating Officer | | | | | | | | | (617)788-4359 | 3/30/2006 | |

EPA Form 3320-1 (08-95) Previous editions may not be used.

(REPLACES EPA FORM T-40 WHICH MAY NOT BE USED.)

]]

H - Invalid test