

LAST UPDATED: MAY 12, 2004

PERMITTEE NAME / ADDRESS
 NAME MWRA
 ADDRESS CHARLESTOWN NAVY YARD
 100 FIRST AVE
 BOSTON MA 02129
 FACILITY MWRA
 LOCATION BOSTON MA 02129
 ATTN: Michael Hornbrook

DEER ISLAND TREATMENT PLANT
 NATIONAL POLLUTANT DISCHARGE ELIMINATION SYSTEM (NPDES)

APRIL 2004 - DISCHARGE MONITORING REPORT (DMR)

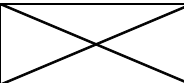
MA0103284	T01 A
PERMIT NUMBER	DISCHARGE NUMBER

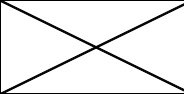
MAJOR
 (SUBR E)
 F - FINAL
 TREATED SANITARY WASTEWATER

MONITORING PERIOD					
FROM			TO		
YEAR	MO	DAY	YEAR	MO	DAY
04	4	1	04	4	30

*** NO DISCHARGE ***


PARAMETER (32-37)		QUANTITY OR LOADING			QUANTITY OR LOADING				NO. EX (62-63)	FREQUENCY OF ANALYSIS (64-68)	SAMPLE TYPE (69-70)
		AVERAGE	MAXIMUM	UNITS	MINIMUM (MO AVE)	AVERAGE (WKLY)	MAXIMUM (DAILY)	UNITS			
PH EFFLUENT	SAMPLE MEASUREMENT	*****	*****	*****	6.2	*****	6.9	SU	0	02 / 01	GR
	PERMIT LIMIT	*****	*****	*****	6.0 MINIMUM	*****	9.0 MAXIMUM	SU		DAILY	GRAB
SOLIDS, TOTAL SUSPENDED INFLUENT	SAMPLE MEASUREMENT	*****	*****	*****	127.9	168.7	204.0	(19) mg/L	0	01 / 01	24
	PERMIT LIMIT	*****	*****	*****	REPORT MO AVG	REPORT WKLY	REPORT DAILY MX	MG/L		DAILY	COMP24
SOLIDS, TOTAL SUSPENDED EFFLUENT	SAMPLE MEASUREMENT	*****	*****	*****	21.8	26.7	45.0	(19) mg/L	0	01 / 01	24
	PERMIT LIMIT	*****	*****	*****	30 MO AVG	45 WKLY	REPORT DAILY MX	MG/L		DAILY	COMP24
SOLIDS, SETTLEABLE EFFLUENT	SAMPLE MEASUREMENT	*****	*****	*****	*****	0.10	0.10	(25) mL/L	0	01 / 01	GR
	PERMIT LIMIT	*****	*****	*****	*****	REPORT WKLY	REPORT DAILY MX	ML/L		DAILY	GRAB
NITROGEN, AMMONIA TOTAL (AS N) EFFLUENT	SAMPLE MEASUREMENT	*****	*****	*****	9.06	*****	*****	(19) mg/L	0	05 / 30	24
	PERMIT LIMIT	*****	*****	*****	REPORT MO AVG	*****	*****	MG/L		ONCE / MONTH	COMP24
NITROGEN, NITRITE TOTAL (AS N) EFFLUENT	SAMPLE MEASUREMENT	*****	*****	*****	0.31	*****	*****	(19) mg/L	0	05 / 30	24
	PERMIT LIMIT	*****	*****	*****	REPORT MO AVG	*****	*****	MG/L		ONCE / MONTH	COMP24
NITROGEN, NITRATE TOTAL (AS N) EFFLUENT	SAMPLE MEASUREMENT	*****	*****	*****	2.98	*****	*****	(19) mg/L	0	05 / 30	24
	PERMIT LIMIT	*****	*****	*****	REPORT MO AVG	*****	*****	MG/L		ONCE / MONTH	COMP24

PARAMETER (32-37)		(3 Card Only) QUANTITY OR LOADING (46-53) (54-61)			(4 Card Only) QUANTITY OR LOADING (38-45) (46-53) (54-61)			NO. EX (62-63)	FREQUENCY OF ANALYSIS (64-68)	SAMPLE TYPE (69-70)	
		AVERAGE	MAXIMUM	UNITS	MINIMUM	AVERAGE	MAXIMUM				UNITS
NITROGEN, KJELDAHL TOTAL (AS N) EFFLUENT	SAMPLE MEASUREMENT	*****	*****	*****	12.62	*****	*****	(19) mg/L	0	05 / 30	24
	PERMIT LIMIT	*****	*****		REPORT MO AVG	*****	*****	MG/L		ONCE / MONTH	COMP24
CHLORIDE (AS CL) INFLUENT	SAMPLE MEASUREMENT	*****	*****	*****	*****	*****	503	(19) mg/L	0	01 / 01	GR
	PERMIT LIMIT	*****	*****		*****	*****	REPORT DAILY MX	MG/L		DAILY	GRAB
ARSENIC, TOTAL (AS AS) EFFLUENT	SAMPLE MEASUREMENT	*****	*****	*****	0.0	*****	0.0	(28) ug/L	0	02 / 30	24
	PERMIT LIMIT	*****	*****		REPORT MO AVG	*****	REPORT DAILY MX	UG/L		ONCE / MONTH	COMP24
COPPER TOTAL RECOVERABLE EFFLUENT	SAMPLE MEASUREMENT	*****	*****	*****	15.33	*****	27.10	(28) ug/L	0	08 / 30	24
	PERMIT LIMIT	*****	*****		REPORT MO AVG	*****	REPORT DAILY MX	UG/L		ONCE / MONTH	COMP24
COLIFORM, FECAL - % of total number of samples exceeding 14000 #/100mL EFFLUENT	SAMPLE MEASUREMENT	*****	*****	*****	2.2	*****	*****	%	0	03 / 01	CA
	PERMIT LIMIT	*****	*****		10 MAXIMUM	*****	*****	PERCENT		THREE / DAY	GRAB
PCB-1016 (AROCHLOR 1016) EFFLUENT	SAMPLE MEASUREMENT	*****	*****	*****	0.0	*****	0.0	(28) ug/L	0	02 / 30	24
	PERMIT LIMIT	*****	*****		0.000045 MO AVG	*****	REPORT DAILY MX	UG/L		ONCE / MONTH	COMP24
4, 4'-DDT (P, P'-DDT) EFFLUENT	SAMPLE MEASUREMENT	*****	*****	*****	0.0	*****	0.0	(28) ug/L	0	02 / 30	24
	PERMIT LIMIT	*****	*****		REPORT MO AVG	*****	REPORT DAILY MX	UG/L		ONCE / MONTH	COMP24

PARAMETER (32-37)		(3 Card Only) QUANTITY OR LOADING			(4 Card Only) QUANTITY OR LOADING				NO. EX (62-63)	FREQUENCY OF ANALYSIS (64-68)	SAMPLE TYPE (69-70)
		(46-53) AVERAGE	(54-61) MAXIMUM	UNITS	(38-45) MINIMUM	(46-53) AVERAGE	(54-61) MAXIMUM	UNITS			
ALDRIN EFFLUENT GROSS VALUE	SAMPLE MEASUREMENT	*****	*****	*****	0.0	*****	0.0	(28) ug/L	0	02 / 30	24
	PERMIT LIMIT	*****	*****	*****	REPORT MO AVG	*****	REPORT DAILY MX	UG/L		ONCE / MONTH	COMP24
CHLORDANE, ALPHA, WHOLE WATER EFFLUENT GROSS VALUE	SAMPLE MEASUREMENT	*****	*****	*****	0.0	*****	0.0	(28) ug/L	0	02 / 30	24
	PERMIT LIMIT	*****	*****	*****	REPORT MO AVG	*****	REPORT DAILY MX	UG/L		ONCE / MONTH	COMP24
CHLORDANE (TECH MIX. AND METABOLITES) EFFLUENT GROSS VALUE	SAMPLE MEASUREMENT	*****	*****	*****	0.0	*****	0.0	(28) ug/L	0	02 / 30	24
	PERMIT LIMIT	*****	*****	*****	REPORT MO AVG	*****	REPORT DAILY MX	UG/L		ONCE / MONTH	COMP24
DIELDRIN EFFLUENT GROSS VALUE	SAMPLE MEASUREMENT	*****	*****	*****	0.0	*****	0.0	(28) ug/L	0	02 / 30	24
	PERMIT LIMIT	*****	*****	*****	REPORT MO AVG	*****	REPORT DAILY MX	UG/L		ONCE / MONTH	COMP24
HEPTACHLOR EFFLUENT GROSS VALUE	SAMPLE MEASUREMENT	*****	*****	*****	0.0	*****	0.0	(28) ug/L	0	02 / 30	24
	PERMIT LIMIT	*****	*****	*****	REPORT MO AVG	*****	REPORT DAILY MX	UG/L		ONCE / MONTH	COMP24
HEPTACHLOR EPOXIDE EFFLUENT GROSS VALUE	SAMPLE MEASUREMENT	*****	*****	*****	0.0	*****	0.0	(28) ug/L	0	02 / 30	24
	PERMIT LIMIT	*****	*****	*****	REPORT MO AVG	*****	REPORT DAILY MX	UG/L		ONCE / MONTH	COMP24
PCB-1221 (AROCHLOR 1221) EFFLUENT GROSS VALUE	SAMPLE MEASUREMENT	*****	*****	*****	0.0	*****	0.0	(28) ug/L	0	02 / 30	24
	PERMIT LIMIT	*****	*****	*****	0.000045 MO AVG	*****	REPORT DAILY MX	UG/L		ONCE / MONTH	COMP24

PARAMETER (32-37)		(3 Card Only) QUANTITY OR LOADING (46-53) (54-61)			(4 Card Only) QUANTITY OR LOADING (38-45) (46-53) (54-61)				NO. EX (62-63)	FREQUENCY OF ANALYSIS (64-68)	SAMPLE TYPE (69-70)
		AVERAGE	MAXIMUM	UNITS	MINIMUM	AVERAGE	MAXIMUM	UNITS			
PCB-1232 (AROCHLOR 1232) EFFLUENT GROSS VALUE	SAMPLE MEASUREMENT	*****	*****	*****	0.0	*****	0.0	(28) ug/L	0	02 / 30	24
	PERMIT LIMIT	*****	*****	*****	0.000045 MO AVG	*****	REPORT DAILY MX	UG/L		ONCE / MONTH	COMP24
PCB-1242 (AROCHLOR 1242) EFFLUENT GROSS VALUE	SAMPLE MEASUREMENT	*****	*****	*****	0.0	*****	0.0	(28) ug/L	0	02 / 30	24
	PERMIT LIMIT	*****	*****	*****	0.000045 MO AVG	*****	REPORT DAILY MX	UG/L		ONCE / MONTH	COMP24
PCB-1248 (AROCHLOR 1248) EFFLUENT GROSS VALUE	SAMPLE MEASUREMENT	*****	*****	*****	0.0	*****	0.0	(28) ug/L	0	02 / 30	24
	PERMIT LIMIT	*****	*****	*****	0.000045 MO AVG	*****	REPORT DAILY MX	UG/L		ONCE / MONTH	COMP24
PCB-1254 (AROCHLOR 1254) EFFLUENT GROSS VALUE	SAMPLE MEASUREMENT	*****	*****	*****	0.0	*****	0.0	(28) ug/L	0	02 / 30	24
	PERMIT LIMIT	*****	*****	*****	0.000045 MO AVG	*****	REPORT DAILY MX	UG/L		ONCE / MONTH	COMP24
PCB-1260 (AROCHLOR 1260) EFFLUENT GROSS VALUE	SAMPLE MEASUREMENT	*****	*****	*****	0.0	*****	0.0	(28) ug/L	0	02 / 30	24
	PERMIT LIMIT	*****	*****	*****	0.000045 MO AVG	*****	REPORT DAILY MX	UG/L		ONCE / MONTH	COMP24
POLYCHLORINATED BIPHENYLS (PCBS) EFFLUENT GROSS VALUE	SAMPLE MEASUREMENT	*****	*****	*****	0.00321	*****	0.00321	(28) ug/L	0	01 / 30	24
	PERMIT LIMIT	*****	*****	*****	REPORT MO AVG	*****	REPORT DAILY MX	UG/L		ONCE / MONTH	COMP24
HEXACHLOROBENZENE EFFLUENT GROSS VALUE	SAMPLE MEASUREMENT	*****	*****	*****	0.0	*****	0.0	(28) ug/L	0	02 / 30	24
	PERMIT LIMIT	*****	*****	*****	REPORT MO AVG	*****	REPORT DAILY MX	UG/L		ONCE / MONTH	COMP24

PARAMETER (32-37)		(3 Card Only) QUANTITY OR LOADING			(4 Card Only) QUANTITY OR LOADING				NO. EX (62-63)	FREQUENCY OF ANALYSIS (64-68)	SAMPLE TYPE (69-70)
		(46-53) AVERAGE	(54-61) MAXIMUM	UNITS	(38-45) MINIMUM	(46-53) AVERAGE	(54-61) MAXIMUM	UNITS			
CHLORDANE, GAMMA, WHOLE WATER EFFLUENT GROSS VALUE	SAMPLE MEASUREMENT	*****	*****	*****	0.0	*****	0.0	(28) ug/L	0	02 / 30	24
	PERMIT LIMIT	*****	*****	*****	REPORT MO AVG	*****	REPORT DAILY MX	UG/L		ONCE / MONTH	COMP24
FLOW, IN CONDUIT OR THRU TREATMENT PLANT EFFLUENT GROSS VALUE	SAMPLE MEASUREMENT	583.3	1131.9	(03) mgd	*****	*****	*****	*****	0	99 / 99	RC
	PERMIT LIMIT	REPORT MO AVG	REPORT DAILY MX	MGD	*****	*****	*****	*****		CONTIN- UOUS	RCORDR
CHLORINE, TOTAL RESIDUAL EFFLUENT GROSS VALUE	SAMPLE MEASUREMENT	*****	*****	*****	30	*****	30	(19) ug/L	0	03 / 01	GR
	PERMIT LIMIT	*****	*****	*****	456 MO AVG	*****	631 DAILY MX	ug/L		THREE / DAY	GRAB
MERCURY, TOTAL (AS HG) EFFLUENT GROSS VALUE	SAMPLE MEASUREMENT	*****	*****	*****	0.028	*****	0.050	(28) ug/L	0	08 / 30	24
	PERMIT LIMIT	*****	*****	*****	REPORT MO AVG	*****	REPORT DAILY MX	UG/L		ONCE / MONTH	COMP24
COLIFORM, FECAL GENERAL EFFLUENT GROSS VALUE	SAMPLE MEASUREMENT	*****	*****	*****	N/A			(13) #/100mL			
	PERMIT LIMIT	*****	*****	*****	200 MoGeoMean	200 WKLY MN	400 DAILY MX	#/100ML		THREE / DAY	GRAB
COLIFORM, FECAL GENERAL EFFLUENT GROSS VALUE	SAMPLE MEASUREMENT	*****	*****	*****	*****	170	15223	(13) #/100mL	1	03 / 01	GR
	PERMIT LIMIT	*****	*****	*****	*****	14000 WKLY MN	14000 DAILY MX	#/100ML		THREE / DAY	GRAB
CYANIDE, TOTAL EFFLUENT GROSS VALUE	SAMPLE MEASUREMENT	*****	*****	*****	0.0	*****	0.0	(28) ug/L	0	02 / 30	GR
	PERMIT LIMIT	*****	*****	*****	REPORT MO AVG	*****	REPORT DAILY MX	UG/L		ONCE / MONTH	GRAB

PARAMETER (32-37)		(3 Card Only) QUANTITY OR LOADING (46-53) (54-61)			(4 Card Only) QUANTITY OR LOADING (38-45) (46-53) (54-61)				NO. EX (62-63)	FREQUENCY OF ANALYSIS (64-68)	SAMPLE TYPE (69-70)
		AVERAGE	MAXIMUM	UNITS	MINIMUM	AVERAGE	MAXIMUM	UNITS			
VOLATILE FRACTION ORGANICS (EPA 624) EFFLUENT GROSS VALUE	SAMPLE MEASUREMENT	*****	*****	*****	28.67	*****	31.81	(28) ug/L	0	02 / 30	GR
	PERMIT LIMIT	*****	*****		REPORT MO AVG	*****	REPORT DAILY MX	UG/L		ONCE / MONTH	GRAB
CBOD5 / NH3-N RAW SEW/INFLUENT	SAMPLE MEASUREMENT	*****	*****	*****	73.4	89.8	108.7	(19) mg/L	0	01 / 01	24
	PERMIT LIMIT	*****	*****		REPORT MO AVG	REPORT WKLY	REPORT DAILY MX	MG/L		DAILY	COMP24
CBOD5 / NH3-N EFFLUENT GROSS VALUE	SAMPLE MEASUREMENT	*****	*****	*****	15.5	18.8	23.4	(19) mg/L	0	01 / 01	24
	PERMIT LIMIT	*****	*****		25 MO AVG	40 WKLY AVG	REPORT DAILY MX	MG/L		DAILY	COMP24
FLOW,TOTAL EFFLUENT GROSS VALUE	SAMPLE MEASUREMENT	325.7	496.8	(03) mgd	*****	*****	*****	*****	0	99 / 99	CA
	PERMIT LIMIT	436 ANNL AVG	REPORT MO AVG	MGD	*****	*****	*****	*****		CONTINUOUS	CALCULATE
NAME / TITLE PRINCIPAL EXECUTIVE OFFICER		I CERTIFY UNDER PENALTY OF LAW THAT I HAVE PERSONALLY EXAMINED AND AM FAMILIAR WITH THE INFORMATION SUBMITTED HEREIN; AND BASED ON MY INQUIRY OF THOSE INDIVIDUALS IMMEDIATELY RESPONSIBLE FOR OBTAINING THE INFORMATION, I BELIEVE THE SUBMITTED INFORMATION IS TRUE, ACCURATE AND COMPLETE. I AM AWARE THAT THERE ARE SIGNIFICANT PENALTIES FOR SUBMITTING FALSE INFORMATION, INCLUDING THE POSSIBILITY OF FINE AND IMPRISONMENT.						See original form for signature		TELEPHONE	DATE
Michael J. Hornbrook Chief Operating Officer										(617)788-4359	5/14/2004

DEER ISLAND TREATMENT PLANT

LAST UPDATED: MAY 13, 2004

NATIONAL POLLUTANT DISCHARGE ELIMINATION SYSTEM (NPDES)

MAJOR (SUBR E)
F - FINAL
TUNNEL WET DATA

APRIL 2004-DISCHARGE MONITORING REPORT

PERMITTEE NAME / ADDRESS
NAME MWRA
ADDRESS CHARLESTOWN NAVY YARD
100 FIRST AVE
BOSTON MA 02129
FACILITY MWRA
LOCATION BOSTON MA 02129
ATTN: Michael Hornbrook

MA0103284			T01 T		
PERMIT NUMBER			DISCHARGE NUMBER		
MONITORING PERIOD					
FROM			TO		
YEAR	MO	DAY	YEAR	MO	DAY
04	4	1	04	4	30

*** NO DISCHARGE ***

PARAMETER (32-37)	SAMPLE MEASUREMENT / PERMIT LIMIT	(3 Card Only) QUANTITY OR LOADING (46-53)			(4 Card Only) QUANTITY OR LOADING (38-45)			UNITS	NO. EX (62-63)	FREQUENCY OF ANALYSIS (64-68)	SAMPLE TYPE (69-70)
		AVERAGE (54-61)	MAXIMUM	UNITS	MINIMUM (46-53)	AVERAGE (54-61)	MAXIMUM				
LC50 STAT 48HR ACU M YSID. BAHIA TAA3E 1 0 2 EFFLUENT GROSS VALUE	SAMPLE MEASUREMENT	*****	*****	****	> 100	*****	*****	(23) %	0	01 / 30	24
	PERMIT LIMIT	*****	*****	****	50 DAILY MN	*****	*****	PERCENT		ONCE / MONTH	COMP24
LC50 STAT 48HR ACU M ENDIA TBD6B 1 0 2 EFFLUENT GROSS VALUE	SAMPLE MEASUREMENT	*****	*****	****	> 100	*****	*****	(23) %	0	01 / 30	24
	PERMIT LIMIT	*****	*****	****	50 DAILY MN	*****	*****	PERCENT		ONCE / MONTH	COMP24
NOEL STAT 1HR FERT CHR ARBACIA TBH3A 1 0 2 EFFLUENT GROSS VALUE	SAMPLE MEASUREMENT	*****	*****	****	12.5	*****	*****	(23) %	0	01 / 30	24
	PERMIT LIMIT	*****	*****	****	1.5 DAILY MN	*****	*****	PERCENT		ONCE / MONTH	COMP24
NOAEL STATRE 7DAY CH R MENIDIA TDP6B 1 0 2 EFFLUENT GROSS VALUE	SAMPLE MEASUREMENT	*****	*****	****	25	*****	*****	(23) %	0	01 / 30	24
	PERMIT LIMIT	*****	*****	****	1.5 DAILY MN	*****	*****	PERCENT		ONCE / MONTH	COMP24
NAME / TITLE PRINCIPAL EXECUTIVE OFFICER	I CERTIFY UNDER PENALTY OF LAW THAT I HAVE PERSONALLY EXAMINED AND AM FAMILIAR WITH THE INFORMATION SUBMITTED HEREIN; AND BASED ON MY INQUIRY OF THOSE INDIVIDUALS IMMEDIATELY RESPONSIBLE FOR OBTAINING THE INFORMATION, I BELIEVE THE SUBMITTED INFORMATION IS TRUE, ACCURATE AND COMPLETE. I AM AWARE THAT THERE ARE SIGNIFICANT PENALTIES FOR SUBMITTING FALSE INFORMATION, INCLUDING THE POSSIBILITY OF FINE AND IMPRISONMENT.							See original form for signature	TELEPHONE	DATE	
Michael J. Hornbrook Chief Operating Officer									(617)788-4359	5/28/2004	