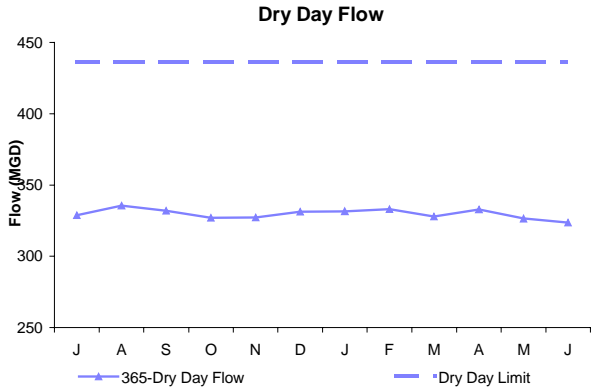
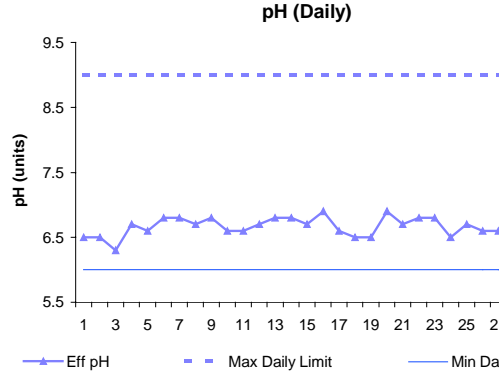


Deer Island Treatment Plant Performance

June 2001

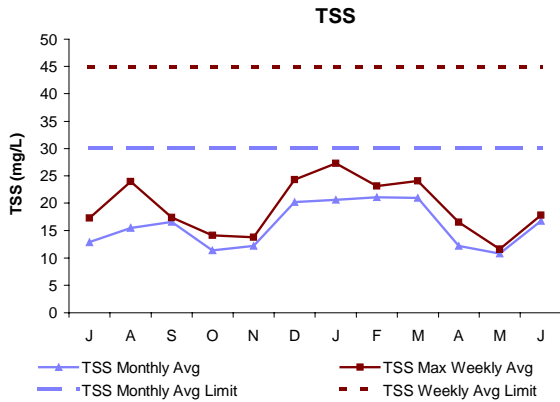


The dry day flow is calculated by averaging influent flow over the previous 365 days during dry weather. The June dry day flow therefore is the average of all dry day flows for the period July 1, 2000 to June 30, 2001.

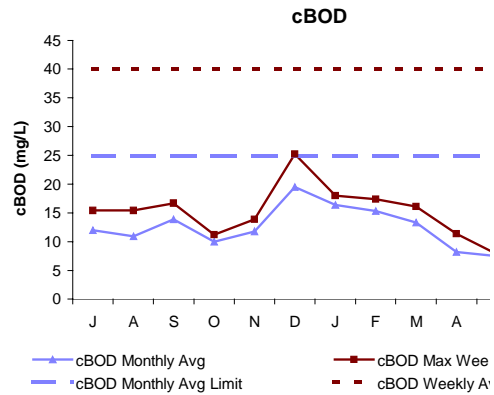


pH is a measure of the acidity or basicity of the effluent. Fluctuations in pH do not have an adverse effect on marine environments. Because of the pure oxygen used in the secondary sludge reactors, the effluent pH tends to be at the permit limit.

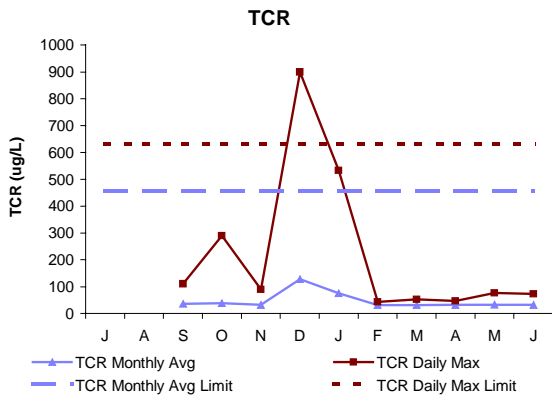
In June, all pH measurements were within the permit limit.



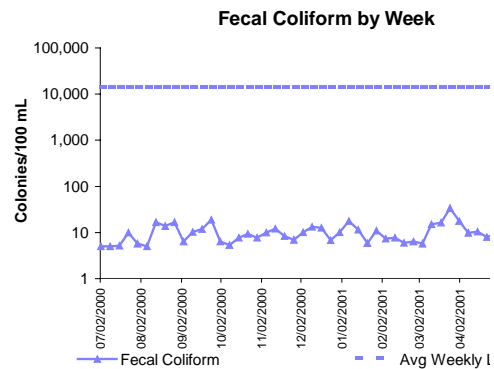
Total Suspended Solids in the effluent is a measure of the amount of solids that remain suspended after treatment. In June, both the weekly and monthly concentrations were below permit limits.



Carbonaceous Biochemical Oxygen Demand is a measure of the amount of dissolved oxygen required for the decomposition of organic materials in the environment. In June, both the weekly and monthly concentrations were well below permit limits.



Total Chlorine Residual in the effluent is a measure of the amount of chlorine that remains after the disinfection/dechlorination process. Chlorine in high enough levels may threaten marine organisms. In June, both the weekly and monthly concentrations were below permit limits.



Fecal Coliform is an indicator of the presence of pathogens. Levels of these bacteria after disinfection show how effective the plant is inactivating many forms of disease-causing microorganisms. There are four conditions in the permit including daily geometric mean, 10% of all samples, and three consecutive weekly geometric mean, 10% of all samples, and three consecutive not to exceed 14,000 col/100mL. In June, all of these conditions were met.

Filename: 200106diyn.doc
Directory: \\Sw-cy-2\Enquad\Project
Directories\Web\Webpermit\perform_yelonb\word docs
Template: C:\Program Files\Microsoft Office\Office\Normal.dot
Title: Deer Island Treatment Plant Performance
Subject: June 2001
Author: WU_David
Keywords: Deer Island Treatment Plant Performance
Comments:
Creation Date: 07/16/01 1:11 PM
Change Number: 4
Last Saved On: 07/16/01 1:31 PM
Last Saved By: CARROLL_S
Total Editing Time: 3 Minutes
Last Printed On: 07/16/01 1:33 PM
As of Last Complete Printing
Number of Pages: 1
Number of Words: 0
Number of Characters: 0