

**COTTAGE FARM CSO**

PERMITTEE NAME / ADDRESS  
 NAME MWRA  
 ADDRESS CHARLESTOWN NAVY YARD  
 100 FIRST AVE  
 BOSTON MA 02129  
 FACILITY MWRA  
 LOCATION BOSTON MA 02129  
 ATTN: Michael Hornbrook

NATIONAL POLLUTANT DISCHARGE ELIMINATION SYSTEM (NPDES)  
**FEBRUARY 2001 - DISCHARGE MONITORING REPORT (DMR)**

|               |                  |
|---------------|------------------|
| MA0103284     | C01 A            |
| PERMIT NUMBER | DISCHARGE NUMBER |

MINOR  
 (SUBR E)  
 F - FINAL  
 CSO 201- MONTHLY & QUARTERLY

| MONITORING PERIOD |    |     |      |    |     |
|-------------------|----|-----|------|----|-----|
| FROM              |    |     | TO   |    |     |
| YEAR              | MO | DAY | YEAR | MO | DAY |
| 2001              | 2  | 1   | 2001 | 2  | 28  |

\*\*\* NO DISCHARGE  \*\*\*

| PARAMETER<br>(32-37)                                       |                    | (3 Card Only) QUANTITY OR LOADING |                    |                  | (4 Card Only) QUALITY OR CONCENTRATION |                    |                    |              | NO. EX<br>(62-63) | FREQUENCY OF<br>ANALYSIS<br>(64-68) | SAMPLE TYPE<br>(69-70) |
|--|--------------------|-----------------------------------|--------------------|------------------|--|--------------------|--------------------|--------------|-------------------|-------------------------------------|------------------------|
|  |                    | AVERAGE<br>(46-53)                | MAXIMUM<br>(54-61) | UNITS            | MINIMUM<br>(38-45)                     | AVERAGE<br>(46-53) | MAXIMUM<br>(54-61) | UNITS        |                   |                                     |                        |
| BOD, 5 - DAY<br>(20 DEG. C)<br>EFFLUENT                    | SAMPLE MEASUREMENT | *****                             | *****              | ****             |  | *****              |                    | (19)         |                   |                                     |                        |
|  | PERMIT REQUIREMENT | *****                             | *****              | ****             | REPORT AVERAGE                         | *****              | REPORT MAXIMUM     | mg/L         |                   | FOUR/YEAR                           | COMPOS                 |
| PH<br>EFFLUENT   | SAMPLE MEASUREMENT | *****                             | *****              | ****             |  | *****              |                    | (12)         |                   |                                     |                        |
|  | PERMIT REQUIREMENT | *****                             | *****              | ****             | 6.5<br>MINIMUM                         | *****              | 8.3<br>MAXIMUM     | SU<br>SU     |                   | FOUR/YEAR                           | GRAB                   |
| SOLIDS, TOTAL<br>SUSPENDED<br>EFFLUENT                     | SAMPLE MEASUREMENT | *****                             | *****              | ****             |  | *****              |                    | (19)         |                   |                                     |                        |
|  | PERMIT REQUIREMENT | *****                             | *****              | ****             | REPORT AVERAGE                         | *****              | REPORT MAXIMUM     | mg/L<br>mg/L |                   | FOUR/YEAR                           | COMPOS                 |
| RAINFALL<br>EFFLUENT                                       | SAMPLE MEASUREMENT | 1.29                              | 0.61               | (61)             | *****                                  | *****              | *****              | *****        |                   | AL/EV                               | RC                     |
|  | PERMIT REQUIREMENT | REPORT MO TOTAL                   | REPORT MAXIMUM     | inches<br>inches | *****                                  | *****              | *****              | *****        |                   | ALL EVENTS                          | RCORDR                 |
| FLOW,<br>WASTEWATER<br>BYPASSING<br>TREATMENT PLANT        | SAMPLE MEASUREMENT |                                   |                    | (3R)             | *****                                  | *****              | *****              | *****        |                   |                                     |                        |
|  | PERMIT REQUIREMENT | CNTESTED MO AVG                   | CNTESTED DAILY MAX | mgal<br>mgal     | *****                                  | *****              | *****              | *****        |                   | CONTINUOUS                          | CONTINUOUS             |
| FLOW, IN CONDUIT OR<br>THRU TREATMENT<br>PLANT<br>EFFLUENT | SAMPLE MEASUREMENT | 0.00                              | 0.00               | (03)             | *****                                  | *****              | *****              | *****        |                   | 99/99                               | CN                     |
|  | PERMIT REQUIREMENT | CNTESTED MO AVG                   | CNTESTED DAILY MAX | mgd<br>mgd       | *****                                  | *****              | *****              | *****        |                   | CONTINUOUS                          | CONTINUOUS             |
| CHLORINE, TOTAL<br>RESIDUAL<br>EFFLUENT                    | SAMPLE MEASUREMENT | *****                             | *****              | ****             |  | *****              |                    | (19)         |                   |                                     |                        |
|  | PERMIT REQUIREMENT | *****                             | *****              | ****             | 0.1<br>AVERAGE                         | *****              | 0.25<br>MAX HR RT  | mg/L<br>mg/L |                   | FOUR/YEAR                           | GRAB                   |

**COTTAGE FARM CSO**

PERMITTEE NAME / ADDRESS  
 NAME MWRA  
 ADDRESS CHARLESTOWN NAVY YARD  
 100 FIRST AVE  
 BOSTON MA 02129  
 FACILITY MWRA  
 LOCATION BOSTON MA 02129  
 ATTN: Michael Hornbrook

NATIONAL POLLUTANT DISCHARGE ELIMINATION SYSTEM (NPDES)

**FEBRUARY 2001 - DISCHARGE MONITORING REPORT (DMR)**

|               |                  |
|---------------|------------------|
| MA0103284     | C01 A            |
| PERMIT NUMBER | DISCHARGE NUMBER |

MINOR  
 (SUBR E)  
 F - FINAL  
 CSO 201 - MONTHLY & QUARTERLY

| MONITORING PERIOD |    |     |      |    |     |
|-------------------|----|-----|------|----|-----|
| FROM              |    |     | TO   |    |     |
| YEAR              | MO | DAY | YEAR | MO | DAY |
| 2001              | 2  | 1   | 2001 | 1  | 28  |

\*\*\* NO DISCHARGE  \*\*\*

| 1                                      |                       | (3 Card Only) QUANTITY OR LOADING |                     |           | (4 Card Only) QUALITY OR CONCENTRATION |                    |                    |         | NO. EX<br>(62-63) | FREQUENCY OF<br>ANALYSIS<br>(64-68) | SAMPLE TYPE<br>(69-70) |
|--|-----------------------|-----------------------------------|---------------------|-----------|--|--------------------|--------------------|---------|-------------------|-------------------------------------|------------------------|
|  |                       | (46-53)<br>AVERAGE                | (54-61)<br>MAXIMUM  | UNITS     | (38-45)<br>MINIMUM                     | (46-53)<br>AVERAGE | (54-61)<br>MAXIMUM | UNITS   |                   |                                     |                        |
| COLIFORM, FECAL<br>GENERAL<br>EFFLUENT | SAMPLE<br>MEASUREMENT | *****                             | *****               | *****     |  | *****              |                    | (13)    |                   |                                     |                        |
|  | PERMIT<br>REQUIREMENT | *****                             | *****               |           | REPORT<br>MO GEO                       | *****              | REPORT<br>MAXIMUM  | #/100ML |                   | FOUR/YEAR                           | GRAB                   |
| BYPASS OF<br>TREATMENT                 | SAMPLE<br>MEASUREMENT | *****                             | C                   | (93)      | *****                                  | *****              | *****              | *****   |                   |                                     |                        |
|  | PERMIT<br>REQUIREMENT | *****                             | REPORT<br>EVENT TOT | occur/mon | *****                                  | *****              | *****              |         |                   | ALL EVENTS                          | OCCURS                 |
| DURATION OF<br>DISCHARGE               | SAMPLE<br>MEASUREMENT | *****                             | C                   | (79)      | *****                                  | *****              | *****              | *****   |                   |                                     |                        |
|  | PERMIT<br>REQUIREMENT | *****                             | CNTESTED            | hours/day | *****                                  | *****              | *****              |         |                   | ALL EVENTS                          | OCCURS                 |
| DISCHARGE DURATION<br>EFFLUENT         | SAMPLE<br>MEASUREMENT | *****                             | 0                   | (8A)      | *****                                  | *****              | *****              | *****   |                   |                                     |                        |
|  | PERMIT<br>REQUIREMENT | *****                             | CNTESTED            | hours     | *****                                  | *****              | *****              |         |                   | ALL EVENTS                          | OCCURS                 |
| DISCHARGE EVENT<br>OBSERVATION         | SAMPLE<br>MEASUREMENT | *****                             | 0                   | (93)      | *****                                  | *****              | *****              | *****   |                   | AL/EV                               | OC                     |
|  | PERMIT<br>REQUIREMENT | *****                             | REPORT<br>EVENT TOT | occur/mon | *****                                  | *****              | *****              |         |                   | ALL EVENTS                          | OCCURS                 |
|  |                       |                                   |                     |           |  |                    |                    |         |                   |                                     |                        |
|  |                       |                                   |                     |           |  |                    |                    |         |                   |                                     |                        |

9-NO SAMPLING CONDUCTED THIS MONTH  
 C-NODI / NO DISCHARGE

**COTTAGE FARM CSO**

PERMITTEE NAME / ADDRESS  
 NAME MWRA  
 ADDRESS CHARLESTOWN NAVY YARD  
 100 FIRST AVE  
 BOSTON MA 02129  
 FACILITY MWRA  
 LOCATION BOSTON MA 02129  
 ATTN: Michael Hornbrook

NATIONAL POLLUTANT DISCHARGE ELIMINATION SYSTEM (NPDES)

**FEBRUARY 2001 - DISCHARGE MONITORING REPORT (DMR)**

|               |                  |
|---------------|------------------|
| MA0103284     | C01 A            |
| PERMIT NUMBER | DISCHARGE NUMBER |

MINOR  
 (SUBR E)  
 F - FINAL  
 CSO 201 - MONTHLY & QUARTERLY

\*\*\* NO DISCHARGE  \*\*\*

| MONITORING PERIOD |    |     |      |    |     |
|-------------------|----|-----|------|----|-----|
| FROM              |    |     | TO   |    |     |
| YEAR              | MO | DAY | YEAR | MO | DAY |
| 2001              | 2  | 1   | 2001 | 2  | 28  |

| PARAMETER<br>(32-37)                             | SAMPLE MEASUREMENT<br>PERMIT REQUIREMENT  | (3 Card Only) QUANTITY OR LOADING<br>(46-53) (54-61) |         |       | (4 Card Only) QUANTITY OR LOADING<br>(38-45) (46-53) (54-61) |         |         |                                 | NO. EX<br>(62-63) | FREQUENCY OF ANALYSIS<br>(64-68) | SAMPLE TYPE<br>(69-70) |
|--|---|--|---------|-------|--|---------|---------|---------------------------------|-------------------|----------------------------------|------------------------|
|  |   | AVERAGE  | MAXIMUM | UNITS | MINIMUM  | AVERAGE | MAXIMUM | UNITS                           |                   |                                  |                        |
| LC50/PF STAT 24HR AC<br>MYSID. BAHIA<br>EFFLUENT | SAMPLE MEASUREMENT  | *****  | *****   | ***** | 9  | *****   | *****   | (23)<br>%                       |                   |                                  |                        |
|  | PERMIT REQUIREMENT  | *****  | *****   | ***** | REPORT DAILY MN  | *****   | *****   | PERCENT                         |                   | SEMI / ANNUAL                    | COMPOSITE              |
| LC50/PF STAT 24HR AC<br>MENIDIA<br>EFFLUENT      | SAMPLE MEASUREMENT  | *****  | *****   | ***** | 9  | *****   | *****   | (23)<br>%                       |                   |                                  |                        |
|  | PERMIT REQUIREMENT  | *****  | *****   | ***** | REPORT DAILY MN  | *****   | *****   | PERCENT                         |                   | SEMI / ANNUAL                    | COMPOSITE              |
|  |   |  |         |       |  |         |         |                                 |                   |                                  |                        |
|  |   |  |         |       |  |         |         |                                 |                   |                                  |                        |
|  |   |  |         |       |  |         |         |                                 |                   |                                  |                        |
|  |   |  |         |       |  |         |         |                                 |                   |                                  |                        |
|  |   |  |         |       |  |         |         |                                 |                   |                                  |                        |
|  |   |  |         |       |  |         |         |                                 |                   |                                  |                        |
| NAME / TITLE PRINCIPAL EXECUTIVE OFFICER         | I CERTIFY UNDER PENALTY OF LAW THAT I HAVE PERSONALLY EXAMINED AND AM FAMILIAR WITH THE INFORMATION SUBMITTED HEREIN; AND BASED ON MY INQUIRY OF THOSE INDIVIDUALS IMMEDIATELY RESPONSIBLE FOR OBTAINING THE INFORMATION, I BELIEVE THE SUBMITTED INFORMATION IS TRUE, ACCURATE AND COMPLETE. I AM AWARE THAT THERE ARE SIGNIFICANT PENALTIES FOR SUBMITTING FALSE INFORMATION, INCLUDING THE POSSIBILITY OF FINE AND IMPRISONMENT. |  |         |       |  |         |         | See original form for signature | TELEPHONE         | DATE                             |                        |
| Michael J. Hornbrook<br>Chief Operating Officer  |   |  |         |       |  |         |         |                                 | (617)788-4359     | 03/15/2001                       |                        |

9-NO SAMPLING CONDUCTED THIS MONTH

**PRISON POINT CSO**

NATIONAL POLLUTANT DISCHARGE ELIMINATION SYSTEM (NPDES)  
**FEBRUARY 2001 - DISCHARGE MONITORING REPORT (DMR)**

PERMITTEE NAME / ADDRESS  
 NAME MWRA  
 ADDRESS CHARLESTOWN NAVY YARD  
 100 FIRST AVE  
 BOSTON MA 02129  
 FACILITY MWRA  
 LOCATION BOSTON MA 02129  
 ATTN: Michael Hornbrook

|               |                  |
|---------------|------------------|
| MA0103284     | C03 A            |
| PERMIT NUMBER | DISCHARGE NUMBER |

MINOR  
 (SUBR E)  
 F - FINAL  
 CSO 203 - MONTHLY & QUARTERLY

| MONITORING PERIOD |    |     |      |    |     |
|-------------------|----|-----|------|----|-----|
| FROM              |    |     | TO   |    |     |
| YEAR              | MO | DAY | YEAR | MO | DAY |
| 2001              | 2  | 1   | 2001 | 2  | 28  |

\*\*\* NO DISCHARGE  \*\*\*

| PARAMETER<br>(32-37)                                       |                       | (3 Card Only) QUANTITY OR LOADING |                       |                | (4 Card Only) QUALITY OR CONCENTRATION |                    |                    |       | NO. EX<br>(62-63) | FREQUENCY OF<br>ANALYSIS<br>(64-68) | SAMPLE TYPE<br>(69-70) |
|--|-----------------------|-----------------------------------|-----------------------|----------------|--|--------------------|--------------------|-------|-------------------|-------------------------------------|------------------------|
|  |                       | (46-53)<br>AVERAGE                | (54-61)<br>MAXIMUM    | UNITS          | (38-45)<br>MINIMUM                     | (46-53)<br>AVERAGE | (54-61)<br>MAXIMUM | UNITS |                   |                                     |                        |
| BOD, 5 - DAY<br>(20 DEG. C)<br>EFFLUENT                    | SAMPLE<br>MEASUREMENT | *****                             | *****                 | ****           |  | *****              |                    | (19)  |                   |                                     |                        |
|  | PERMIT<br>REQUIREMENT | *****                             | *****                 | ****           | REPORT<br>AVERAGE                      | *****              | REPORT<br>MAXIMUM  | mg/L  |                   | FOUR/YEAR                           | COMPOS                 |
| PH<br>EFFLUENT   | SAMPLE<br>MEASUREMENT | *****                             | *****                 | ****           |  | *****              |                    | (12)  |                   |                                     |                        |
|  | PERMIT<br>REQUIREMENT | *****                             | *****                 | ****           | 6.5<br>MINIMUM                         | *****              | 8.3<br>MAXIMUM     | SU    |                   | FOUR/YEAR                           | GRAB                   |
| SOLIDS, TOTAL<br>SUSPENDED<br>EFFLUENT                     | SAMPLE<br>MEASUREMENT | *****                             | *****                 | ****           |  | *****              |                    | (19)  |                   |                                     |                        |
|  | PERMIT<br>REQUIREMENT | *****                             | *****                 | ****           | REPORT<br>AVERAGE                      | *****              | REPORT<br>MAXIMUM  | mg/L  |                   | FOUR/YEAR                           | COMPOS                 |
| RAINFALL<br>EFFLUENT                                       | SAMPLE<br>MEASUREMENT | 1.29                              | 0.61                  | (61)<br>inches | *****                                  | *****              | *****              | ***** |                   | AL/EV                               | RC                     |
|  | PERMIT<br>REQUIREMENT | REPORT<br>MO TOTAL                | REPORT<br>MAXIMUM     | inches         | *****                                  | *****              | *****              | ***** |                   | ALL EVENTS                          | RCORDR                 |
| FLOW,<br>WASTEWATER<br>BYPASSING<br>TREATMENT PLANT        | SAMPLE<br>MEASUREMENT |                                   |                       | (3R)<br>mgal   | *****                                  | *****              | *****              | ***** |                   |                                     |                        |
|  | PERMIT<br>REQUIREMENT | CNTESTED<br>MO AVG                | CNTESTED<br>DAILY MAX | mgal           | *****                                  | *****              | *****              | ***** |                   | CONTINUOUS                          | CONTINUOUS             |
| FLOW, IN CONDUIT OR<br>THRU TREATMENT<br>PLANT<br>EFFLUENT | SAMPLE<br>MEASUREMENT | 0.00                              | 0.00                  | (03)<br>mgd    | *****                                  | *****              | *****              | ***** |                   | 99/99                               | CN                     |
|  | PERMIT<br>REQUIREMENT | CNTESTED<br>MO AVG                | CNTESTED<br>DAILY MAX | mgd            | *****                                  | *****              | *****              | ***** |                   | CONTINUOUS                          | CONTINUOUS             |
| CHLORINE, TOTAL<br>RESIDUAL<br>EFFLUENT                    | SAMPLE<br>MEASUREMENT | *****                             | *****                 | ****           |  | *****              |                    | (19)  |                   |                                     |                        |
|  | PERMIT<br>REQUIREMENT | *****                             | *****                 | ****           | 0.1<br>AVERAGE                         | *****              | 0.25<br>MAX HR RT  | mg/L  |                   | FOUR/YEAR                           | GRAB                   |

\*-UNDERGOING FACILITY UPGRADE

**PRISON POINT CSO**

PERMITTEE NAME / ADDRESS  
 NAME MWRA  
 ADDRESS CHARLESTOWN NAVY YARD  
 100 FIRST AVE  
 BOSTON MA 02129  
 FACILITY MWRA  
 LOCATION BOSTON MA 02129  
 ATTN: Michael Hornbrook

NATIONAL POLLUTANT DISCHARGE ELIMINATION SYSTEM (NPDES)  
**FEBRUARY 2001 - DISCHARGE MONITORING REPORT (DMR)**

|               |                  |
|---------------|------------------|
| MA0103284     | C03 A            |
| PERMIT NUMBER | DISCHARGE NUMBER |

MINOR  
 (SUBR E)  
 F - FINAL  
 CSO 203 - MONTHLY & QUARTERLY

| MONITORING PERIOD |    |     |      |    |     |
|-------------------|----|-----|------|----|-----|
| FROM              |    |     | TO   |    |     |
| YEAR              | MO | DAY | YEAR | MO | DAY |
| 2001              | 2  | 1   | 2001 | 2  | 28  |

\*\*\* NO DISCHARGE  \*\*\*

| 1                                      |                       | (3 Card Only) QUANTITY OR LOADING |                     |                        | (4 Card Only) QUALITY OR CONCENTRATION |                    |                    |         | NO. EX<br>(62-63) | FREQUENCY OF<br>ANALYSIS<br>(64-68) | SAMPLE TYPE<br>(69-70) |
|--|-----------------------|-----------------------------------|---------------------|------------------------|--|--------------------|--------------------|---------|-------------------|-------------------------------------|------------------------|
|  |                       | AVERAGE<br>(46-53)                | MAXIMUM<br>(54-61)  | UNITS                  | MINIMUM<br>(38-45)                     | AVERAGE<br>(46-53) | MAXIMUM<br>(54-61) | UNITS   |                   |                                     |                        |
| COLIFORM, FECAL<br>GENERAL<br>EFFLUENT | SAMPLE<br>MEASUREMENT | *****                             | *****               | *****                  |  | *****              |                    | (13)    |                   |                                     |                        |
|  | PERMIT<br>REQUIREMENT | *****                             | *****               |                        | REPORT<br>MO GEO                       | *****              | REPORT<br>MAXIMUM  | #/100ML |                   | FOUR/YEAR                           | GRAB                   |
| BYPASS OF<br>TREATMENT                 | SAMPLE<br>MEASUREMENT | *****                             | C                   | (93)                   | *****                                  | *****              | *****              | *****   |                   |                                     |                        |
|  | PERMIT<br>REQUIREMENT | *****                             | REPORT<br>EVENT TOT | occur/mon              | *****                                  | *****              | *****              | *****   |                   | ALL EVENTS                          | OCCURS                 |
| DURATION OF<br>DISCHARGE               | SAMPLE<br>MEASUREMENT | *****                             | C                   | (79)                   | *****                                  | *****              | *****              | *****   |                   |                                     |                        |
|  | PERMIT<br>REQUIREMENT | *****                             | CNTESTED            | hours/day              | *****                                  | *****              | *****              | *****   |                   | ALL EVENTS                          | OCCURS                 |
| DISCHARGE DURATION<br>EFFLUENT         | SAMPLE<br>MEASUREMENT | *****                             | 0.00                | (8A)                   | *****                                  | *****              | *****              | *****   |                   |                                     |                        |
|  | PERMIT<br>REQUIREMENT | *****                             | CNTESTED            | hours<br>hours         | *****                                  | *****              | *****              | *****   |                   | ALL EVENTS                          | OCCURS                 |
| DISCHARGE EVENT<br>OBSERVATION         | SAMPLE<br>MEASUREMENT | *****                             | 0                   | (93)                   | *****                                  | *****              | *****              | *****   |                   |                                     |                        |
|  | PERMIT<br>REQUIREMENT | *****                             | REPORT<br>EVENT TOT | occur/mon<br>occur/mon | *****                                  | *****              | *****              | *****   |                   | ALL EVENTS                          | OCCURS                 |
|  |                       |                                   |                     |                        |  |                    |                    |         |                   |                                     |                        |
|  |                       |                                   |                     |                        |  |                    |                    |         |                   |                                     |                        |

9-NO SAMPLING CONDUCTED THIS MONTH  
 C-NODI / NO DISCHARGE

**PRISON POINT CSO**

PERMITTEE NAME / ADDRESS  
 NAME MWRA  
 ADDRESS CHARLESTOWN NAVY YARD  
 100 FIRST AVE  
 BOSTON MA 02129  
 FACILITY MWRA  
 LOCATION BOSTON MA 02129  
 ATTN: Michael Hornbrook

NATIONAL POLLUTANT DISCHARGE ELIMINATION SYSTEM (NPDES)  
**FEBRUARY 2001 - DISCHARGE MONITORING REPORT (DMR)**

|               |                  |
|---------------|------------------|
| MA0103284     | C03 A            |
| PERMIT NUMBER | DISCHARGE NUMBER |

MINOR  
 (SUBR E)  
 F - FINAL  
 CSO 203- MONTHLY & QUARTERLY

\*\*\* NO DISCHARGE  \*\*\*

| MONITORING PERIOD |    |     |      |    |     |
|-------------------|----|-----|------|----|-----|
| FROM              |    |     | TO   |    |     |
| YEAR              | MO | DAY | YEAR | MO | DAY |
| 2001              | 2  | 1   | 2000 | 2  | 28  |

| PARAMETER<br>(32-37)                            | SAMPLE MEASUREMENT<br>PERMIT REQUIREMENT  | (3 Card Only) QUANTITY OR LOADING<br>(46-53) (54-61) |         |       | (4 Card Only) QUANTITY OR LOADING<br>(38-45) (46-53) (54-61) |         |         |                                 | NO. EX<br>(62-63) | FREQUENCY OF ANALYSIS<br>(64-68) | SAMPLE TYPE<br>(69-70) |
|---|---|--|---------|-------|--|---------|---------|---------------------------------|-------------------|----------------------------------|------------------------|
|   |   | AVERAGE  | MAXIMUM | UNITS | MINIMUM  | AVERAGE | MAXIMUM | UNITS                           |                   |                                  |                        |
| LC50/PF STAT 24HR AC PIMPEPHALES EFFLUENT       | SAMPLE MEASUREMENT  | *****  | *****   | ***** | 9  | *****   | *****   | (23)<br>%                       |                   |                                  |                        |
|   | PERMIT REQUIREMENT  | *****  | *****   | ***** | REPORT DAILY MN  | *****   | *****   | PERCENT                         |                   | SEMI / ANNUAL                    | COMP24                 |
| LC50/PF STAT 24HR AC DAPHNIA EFFLUENT           | SAMPLE MEASUREMENT  | *****  | *****   | ***** | 9  | *****   | *****   | (23)<br>%                       |                   |                                  |                        |
|   | PERMIT REQUIREMENT  | *****  | *****   | ***** | REPORT DAILY MN  | *****   | *****   | PERCENT                         |                   | SEMI / ANNUAL                    | COMP24                 |
|   |   |  |         |       |  |         |         |                                 |                   |                                  |                        |
|   |   |  |         |       |  |         |         |                                 |                   |                                  |                        |
|   |   |  |         |       |  |         |         |                                 |                   |                                  |                        |
|   |   |  |         |       |  |         |         |                                 |                   |                                  |                        |
|   |   |  |         |       |  |         |         |                                 |                   |                                  |                        |
|   |   |  |         |       |  |         |         |                                 |                   |                                  |                        |
| NAME / TITLE PRINCIPAL EXECUTIVE OFFICER        | I CERTIFY UNDER PENALTY OF LAW THAT I HAVE PERSONALLY EXAMINED AND AM FAMILIAR WITH THE INFORMATION SUBMITTED HEREIN; AND BASED ON MY INQUIRY OF THOSE INDIVIDUALS IMMEDIATELY RESPONSIBLE FOR OBTAINING THE INFORMATION, I BELIEVE THE SUBMITTED INFORMATION IS TRUE, ACCURATE AND COMPLETE. I AM AWARE THAT THERE ARE SIGNIFICANT PENALTIES FOR SUBMITTING FALSE INFORMATION, INCLUDING THE POSSIBILITY OF FINE AND IMPRISONMENT. |  |         |       |  |         |         | See original form for signature | TELEPHONE         | DATE                             |                        |
| Michael J. Hornbrook<br>Chief Operating Officer |   |  |         |       |  |         |         |                                 | (617)788-4359     | 03/15/2001                       |                        |

9-NO SAMPLING CONDUCTED THIS MONTH

**SOMERVILLE MARGINAL CSO**

NATIONAL POLLUTANT DISCHARGE ELIMINATION SYSTEM (NPDES)  
**FEBRUARY 2001 - DISCHARGE MONITORING REPORT (DMR)**

PERMITTEE NAME / ADDRESS  
 NAME MWRA  
 ADDRESS CHARLESTOWN NAVY YARD  
 100 FIRST AVE  
 BOSTON MA 02129  
 FACILITY MWRA  
 LOCATION BOSTON MA 02129  
 ATTN: Michael Hornbrook

|               |                  |
|---------------|------------------|
| MA0103284     | C05              |
| PERMIT NUMBER | DISCHARGE NUMBER |

MINOR  
 (SUBR E)  
 F - FINAL  
 CSO 205 - MONTHLY & QUARTERLY

| MONITORING PERIOD |    |     |      |    |     |
|-------------------|----|-----|------|----|-----|
| FROM              |    |     | TO   |    |     |
| YEAR              | MO | DAY | YEAR | MO | DAY |
| 2001              | 2  | 1   | 2001 | 2  | 28  |

\*\*\* NO DISCHARGE  \*\*\*

| PARAMETER<br>(32-37)                                       |                    | (3 Card Only) QUANTITY OR LOADING |                    |                | (4 Card Only) QUALITY OR CONCENTRATION |                    |                    |              | NO. EX<br>(62-63) | FREQUENCY OF<br>ANALYSIS<br>(64-68) | SAMPLE TYPE<br>(69-70) |
|--|--------------------|-----------------------------------|--------------------|----------------|--|--------------------|--------------------|--------------|-------------------|-------------------------------------|------------------------|
|  |                    | AVERAGE<br>(46-53)                | MAXIMUM<br>(54-61) | UNITS          | MINIMUM<br>(38-45)                     | AVERAGE<br>(46-53) | MAXIMUM<br>(54-61) | UNITS        |                   |                                     |                        |
| BOD, 5 - DAY<br>(20 DEG. C)<br>EFFLUENT                    | SAMPLE MEASUREMENT | *****                             | *****              | ****           |  | *****              |                    | (19)<br>mg/L |                   |                                     |                        |
|  | PERMIT REQUIREMENT | *****                             | *****              | ****           | REPORT AVERAGE                         | *****              | REPORT MAXIMUM     | mg/L         |                   | FOUR/YEAR                           | COMPOS                 |
| PH<br>EFFLUENT   | SAMPLE MEASUREMENT | *****                             | *****              | ****           |  | *****              |                    | (12)<br>SU   |                   |                                     |                        |
|  | PERMIT REQUIREMENT | *****                             | *****              | ****           | 6.5<br>MINIMUM                         | *****              | 8.3<br>MAXIMUM     | SU           |                   | FOUR/YEAR                           | GRAB                   |
| SOLIDS, TOTAL<br>SUSPENDED<br>EFFLUENT                     | SAMPLE MEASUREMENT | *****                             | *****              | ****           |  | *****              |                    | (19)<br>mg/L |                   |                                     |                        |
|  | PERMIT REQUIREMENT | *****                             | *****              | ****           | REPORT AVERAGE                         | *****              | REPORT MAXIMUM     | mg/L         |                   | FOUR/YEAR                           | COMPOS                 |
| RAINFALL<br>EFFLUENT                                       | SAMPLE MEASUREMENT | 1.29                              | 0.61               | (61)<br>inches | *****                                  | *****              | *****              | *****        |                   | AL/EV                               |                        |
|  | PERMIT REQUIREMENT | REPORT MO TOTAL                   | REPORT MAXIMUM     | inches         | *****                                  | *****              | *****              |              |                   | ALL EVENTS                          | RCORDR                 |
| FLOW,<br>WASTEWATER<br>BYPASSING<br>TREATMENT PLANT        | SAMPLE MEASUREMENT |                                   |                    | (3R)<br>mgal   | *****                                  | *****              | *****              | *****        |                   |                                     |                        |
|  | PERMIT REQUIREMENT | CNTESTED MO AVG                   | CNTESTED DAILY MAX | mgal           | *****                                  | *****              | *****              |              |                   | CONTINUOUS                          | CONTINUOUS             |
| FLOW, IN CONDUIT OR<br>THRU TREATMENT<br>PLANT<br>EFFLUENT | SAMPLE MEASUREMENT | 0.00                              | 0.00               | (03)<br>mgd    | *****                                  | *****              | *****              | *****        |                   | 99/99                               | CN                     |
|  | PERMIT REQUIREMENT | CNTESTED MO AVG                   | CNTESTED DAILY MAX | mgd            | *****                                  | *****              | *****              |              |                   | CONTINUOUS                          | CONTINUOUS             |
| CHLORINE, TOTAL<br>RESIDUAL<br>EFFLUENT                    | SAMPLE MEASUREMENT | *****                             | *****              | ****<br>mg/L   |  | *****              |                    | (19)<br>mg/L |                   |                                     |                        |
|  | PERMIT REQUIREMENT | *****                             | *****              | ****           | 0.1<br>AVERAGE                         | *****              | 0.25<br>MAX HR RT  | mg/L         |                   | FOUR/YEAR                           | GRAB                   |

\*-UNDERGOING FACILITY UPGRADE

**SOMERVILLE MARGINAL CSO**

PERMITTEE NAME / ADDRESS  
 NAME MWRA  
 ADDRESS CHARLESTOWN NAVY YARD  
 100 FIRST AVE  
 BOSTON MA 02129  
 FACILITY MWRA  
 LOCATION BOSTON MA 02129  
 ATTN: Michael Hornbrook

NATIONAL POLLUTANT DISCHARGE ELIMINATION SYSTEM (NPDES)


**FEBRUARY 2001 - DISCHARGE MONITORING REPORT (DMR)**

|               |                  |
|---------------|------------------|
| MA0103284     | C05              |
| PERMIT NUMBER | DISCHARGE NUMBER |

MINOR  
 (SUBR E)  
 F - FINAL  
 CSO 205 - MONTHLY & QUARTERLY

| MONITORING PERIOD |    |     |      |    |     |
|-------------------|----|-----|------|----|-----|
| FROM              |    |     | TO   |    |     |
| YEAR              | MO | DAY | YEAR | MO | DAY |
| 2001              | 2  | 1   | 2001 | 2  | 28  |

\*\*\* NO DISCHARGE  \*\*\*

| 1                                      |  | (3 Card Only) QUANTITY OR LOADING |                     |           | (4 Card Only) QUALITY OR CONCENTRATION |                    |                    |                    | NO. EX<br>(62-63) | FREQUENCY OF<br>ANALYSIS<br>(64-68) | SAMPLE TYPE<br>(69-70) |
|--|---|-----------------------------------|---------------------|-----------|--|--------------------|--------------------|--------------------|-------------------|-------------------------------------|------------------------|
|  |   | AVERAGE<br>(46-53)                | MAXIMUM<br>(54-61)  | UNITS     | MINIMUM<br>(38-45)                     | AVERAGE<br>(46-53) | MAXIMUM<br>(54-61) | UNITS              |                   |                                     |                        |
| COLIFORM, FECAL<br>GENERAL<br>EFFLUENT | SAMPLE<br>MEASUREMENT   | *****                             | *****               | *****     |  | *****              |                    | (13)               |                   |                                     |                        |
|  | PERMIT<br>REQUIREMENT   | *****                             | *****               |           | REPORT<br>MO GEO                       | *****              | REPORT<br>MAXIMUM  | #/100mL<br>#/100ML |                   | FOUR/YEAR                           | GRAB                   |
| BYPASS OF<br>TREATMENT                 | SAMPLE<br>MEASUREMENT   | *****                             | C                   | (93)      | *****                                  | *****              | *****              | *****              |                   |                                     |                        |
|  | PERMIT<br>REQUIREMENT   | *****                             | REPORT<br>EVENT TOT | occur/mon | *****                                  | *****              | *****              |                    |                   | ALL EVENTS                          | OCCURS                 |
| DURATION OF<br>DISCHARGE               | SAMPLE<br>MEASUREMENT   | *****                             | C                   | (79)      | *****                                  | *****              | *****              | *****              |                   |                                     |                        |
|  | PERMIT<br>REQUIREMENT   | *****                             | CNTESTED            | hours/day | *****                                  | *****              | *****              |                    |                   | ALL EVENTS                          | OCCURS                 |
| DISCHARGE DURATION<br>EFFLUENT         | SAMPLE<br>MEASUREMENT   | *****                             | 0                   | (8A)      | *****                                  | *****              | *****              | *****              |                   |                                     |                        |
|  | PERMIT<br>REQUIREMENT   | *****                             | CNTESTED            | hours     | *****                                  | *****              | *****              |                    |                   | ALL EVENTS                          | OCCURS                 |
| DISCHARGE EVENT<br>OBSERVATION         | SAMPLE<br>MEASUREMENT   | *****                             | 0                   | (93)      | *****                                  | *****              | *****              | *****              |                   |                                     |                        |
|  | PERMIT<br>REQUIREMENT   | *****                             | REPORT<br>EVENT TOT | occur/mon | *****                                  | *****              | *****              |                    |                   | ALL EVENTS                          | OCCURS                 |
|  |   |                                   |                     |           |  |                    |                    |                    |                   |                                     |                        |
|  |   |                                   |                     |           |  |                    |                    |                    |                   |                                     |                        |

9-NO SAMPLING CONDUCTED THIS MONTH  
 C-NODI / NO DISCHARGE



**SOMERVILLE MARGINAL CSO**

PERMITTEE NAME / ADDRESS  
 NAME MWRA  
 ADDRESS CHARLESTOWN NAVY YARD  
 100 FIRST AVE  
 BOSTON MA 02129  
 FACILITY MWRA  
 LOCATION BOSTON MA 02129  
 ATTN: Michael Hornbrook

NATIONAL POLLUTANT DISCHARGE ELIMINATION SYSTEM (NPDES)

**FEBRUARY 2001 - DISCHARGE MONITORING REPORT (DMR)**

|               |                  |
|---------------|------------------|
| MA0103284     | C05              |
| PERMIT NUMBER | DISCHARGE NUMBER |

MINOR  
 (SUBR E)  
 F - FINAL  
 CSO 205 - MONTHLY & QUARTERLY

| MONITORING PERIOD |    |     |      |    |     |
|-------------------|----|-----|------|----|-----|
| FROM              |    |     | TO   |    |     |
| YEAR              | MO | DAY | YEAR | MO | DAY |
| 2001              | 2  | 1   | 2001 | 2  | 28  |

\*\*\* NO DISCHARGE  \*\*\*

| PARAMETER<br>(32-37)                            | X   | (3 Card Only) QUANTITY OR LOADING<br>(46-53) (54-61) |         |       | (4 Card Only) QUANTITY OR LOADING<br>(38-45) (46-53) (54-61) |         |         |                                    | NO. EX<br>(62-63) | FREQUENCY OF<br>ANALYSIS<br>(64-68) | SAMPLE TYPE<br>(69-70) |
|---|---|--|---------|-------|--|---------|---------|------------------------------------|-------------------|-------------------------------------|------------------------|
|   |   | AVERAGE  | MAXIMUM | UNITS | MINIMUM  | AVERAGE | MAXIMUM | UNITS                              |                   |                                     |                        |
| LC50/PF STAT 24HR AC<br>PIMPEPHALES<br>EFFLUENT | SAMPLE<br>MEASUREMENT   | *****  | *****   | ***** | 9  |         |         | (23)<br>%                          |                   |                                     |                        |
|   | PERMIT<br>REQUIREMENT   | *****  | *****   | ***** | REPORT<br>DAILY MN   | *****   | *****   | PERCENT                            |                   | SEMI / ANNUAL                       | COMP24                 |
| LC50/PF STAT 24HR AC<br>DAPHNIA<br>EFFLUENT     | SAMPLE<br>MEASUREMENT   | *****  | *****   | ***** | 9  | *****   | *****   | (23)<br>%                          |                   |                                     |                        |
|   | PERMIT<br>REQUIREMENT   | *****  | *****   | ***** | REPORT<br>DAILY MN   | *****   | *****   | PERCENT                            |                   | SEMI / ANNUAL                       | COMP24                 |
|   |   |  |         |       |  |         |         |                                    |                   |                                     |                        |
|   |   |  |         |       |  |         |         |                                    |                   |                                     |                        |
|   |   |  |         |       |  |         |         |                                    |                   |                                     |                        |
|   |   |  |         |       |  |         |         |                                    |                   |                                     |                        |
|   |   |  |         |       |  |         |         |                                    |                   |                                     |                        |
|   |   |  |         |       |  |         |         |                                    |                   |                                     |                        |
| NAME / TITLE PRINCIPAL EXECUTIVE<br>OFFICER     | I CERTIFY UNDER PENALTY OF LAW THAT I HAVE PERSONALLY EXAMINED AND AM FAMILIAR WITH THE INFORMATION SUBMITTED HEREIN; AND BASED ON MY INQUIRY OF THOSE INDIVIDUALS IMMEDIATELY RESPONSIBLE FOR OBTAINING THE INFORMATION, I BELIEVE THE SUBMITTED INFORMATION IS TRUE, ACCURATE AND COMPLETE. I AM AWARE THAT THERE ARE SIGNIFICANT PENALTIES FOR SUBMITTING FALSE INFORMATION, INCLUDING THE POSSIBILITY OF FINE AND IMPRISONMENT. |  |         |       |  |         |         | See original form for<br>signature | TELEPHONE         | DATE                                |                        |
| Michael J. Hornbrook<br>Chief Operating Officer |   |  |         |       |  |         |         |                                    | (617)788-4359     | 03/15/2001                          |                        |

9-NO SAMPLING CONDUCTED THIS MONTH

**SOMERVILLE MARGINAL RELIEF OUTFALL**

NATIONAL POLLUTANT DISCHARGE ELIMINATION SYSTEM (NPDES)

**FEBRUARY 2001 - DISCHARGE MONITORING REPORT (DMR)**

PERMITTEE NAME / ADDRESS  
 NAME MWRA  
 ADDRESS CHARLESTOWN NAVY YARD  
 100 FIRST AVE  
 BOSTON MA 02129  
 FACILITY MWRA  
 LOCATION BOSTON MA 02129  
 ATTN: Michael Hornbrook

|               |                  |
|---------------|------------------|
| MA0103284     | C25              |
| PERMIT NUMBER | DISCHARGE NUMBER |

MINOR  
 (SUBR E)  
 F - FINAL  
 CSO 205 - MONTHLY & QUARTERLY

| MONITORING PERIOD |    |     |      |    |     |
|-------------------|----|-----|------|----|-----|
| FROM              |    |     | TO   |    |     |
| YEAR              | MO | DAY | YEAR | MO | DAY |
| 2001              | 2  | 1   | 2001 | 2  | 28  |

\*\*\* NO DISCHARGE  \*\*\*

| PARAMETER<br>(32-37)                                       |                       | (3 Card Only) QUANTITY OR LOADING |                       |        | (4 Card Only) QUALITY OR CONCENTRATION |                    |                    |       | NO. EX<br>(62-63) | FREQUENCY OF<br>ANALYSIS<br>(64-68) | SAMPLE TYPE<br>(69-70) |
|--|-----------------------|-----------------------------------|-----------------------|--------|--|--------------------|--------------------|-------|-------------------|-------------------------------------|------------------------|
|  |                       | AVERAGE<br>(46-53)                | MAXIMUM<br>(54-61)    | UNITS  | MINIMUM<br>(38-45)                     | AVERAGE<br>(46-53) | MAXIMUM<br>(54-61) | UNITS |                   |                                     |                        |
| BOD, 5 - DAY<br>(20 DEG. C)<br>EFFLUENT                    | SAMPLE<br>MEASUREMENT | *****                             | *****                 | ****   |  | *****              |                    | (19)  |                   |                                     |                        |
|  | PERMIT<br>REQUIREMENT | *****                             | *****                 | ****   | REPORT<br>AVERAGE                      | *****              | REPORT<br>MAXIMUM  | mg/L  |                   | FOUR/YEAR                           | COMPOS                 |
| PH<br>EFFLUENT   | SAMPLE<br>MEASUREMENT | *****                             | *****                 | ****   |  | *****              |                    | (12)  |                   |                                     |                        |
|  | PERMIT<br>REQUIREMENT | *****                             | *****                 | ****   | 6.5<br>MINIMUM                         | *****              | 8.3<br>MAXIMUM     | SU    |                   | FOUR/YEAR                           | GRAB                   |
| SOLIDS, TOTAL<br>SUSPENDED<br>EFFLUENT                     | SAMPLE<br>MEASUREMENT | *****                             | *****                 | ****   |  | *****              |                    | (19)  |                   |                                     |                        |
|  | PERMIT<br>REQUIREMENT | *****                             | *****                 | ****   | REPORT<br>AVERAGE                      | *****              | REPORT<br>MAXIMUM  | mg/L  |                   | FOUR/YEAR                           | COMPOS                 |
| RAINFALL<br>EFFLUENT                                       | SAMPLE<br>MEASUREMENT | 1.29                              | 0.61                  | (61)   | *****                                  | *****              | *****              | ***** |                   | AL/EV                               | RC                     |
|  | PERMIT<br>REQUIREMENT | REPORT<br>MO TOTAL                | REPORT<br>MAXIMUM     | inches | *****                                  | *****              | *****              | ***** |                   | ALL EVENTS                          | RCORDR                 |
| FLOW,<br>WASTEWATER<br>BYPASSING<br>TREATMENT PLANT        | SAMPLE<br>MEASUREMENT |                                   |                       | (3R)   | *****                                  | *****              | *****              | ***** |                   |                                     |                        |
|  | PERMIT<br>REQUIREMENT | CNTESTED<br>MO AVG                | CNTESTED<br>DAILY MAX | mgal   | *****                                  | *****              | *****              | ***** |                   | CONTINUOUS                          | CONTINUOUS             |
| FLOW, IN CONDUIT OR<br>THRU TREATMENT<br>PLANT<br>EFFLUENT | SAMPLE<br>MEASUREMENT | 0.00                              | 0.00                  | (03)   | *****                                  | *****              | *****              | ***** |                   | 99/99                               | CN                     |
|  | PERMIT<br>REQUIREMENT | CNTESTED<br>MO AVG                | CNTESTED<br>DAILY MAX | mgd    | *****                                  | *****              | *****              | ***** |                   | CONTINUOUS                          | CONTINUOUS             |
| CHLORINE, TOTAL<br>RESIDUAL<br>EFFLUENT                    | SAMPLE<br>MEASUREMENT | *****                             | *****                 | ****   |  |                    |                    | (19)  |                   |                                     |                        |
|  | PERMIT<br>REQUIREMENT | *****                             | *****                 | ****   | 0.1<br>AVERAGE                         | REPORT<br>MAX BDL  | 0.25<br>MAX HR RT  | mg/L  |                   | FOUR/YEAR                           | GRAB                   |

**SOMERVILLE MARGINAL RELIEF OUTFALL**

PERMITTEE NAME / ADDRESS  
 NAME MWRA  
 ADDRESS CHARLESTOWN NAVY YARD  
 100 FIRST AVE  
 BOSTON MA 02129  
 FACILITY MWRA  
 LOCATION BOSTON MA 02129  
 ATTN: Michael Hornbrook

NATIONAL POLLUTANT DISCHARGE ELIMINATION SYSTEM (NPDES)

**FEBRUARY 2001 - DISCHARGE MONITORING REPORT (DMR)**

|               |                  |
|---------------|------------------|
| MA0103284     | C25              |
| PERMIT NUMBER | DISCHARGE NUMBER |

MINOR  
 (SUBR E)  
 F - FINAL  
 CSO 205 - MONTHLY & QUARTERLY

| MONITORING PERIOD |    |     |      |    |     |
|-------------------|----|-----|------|----|-----|
| FROM              |    |     | TO   |    |     |
| YEAR              | MO | DAY | YEAR | MO | DAY |
| 2001              | 2  | 1   | 2001 | 2  | 28  |

\*\*\* NO DISCHARGE  \*\*\*

| 1                                      |                       | (3 Card Only) QUANTITY OR LOADING |                     |           | (4 Card Only) QUALITY OR CONCENTRATION |                    |                    |         | NO. EX<br>(62-63) | FREQUENCY OF<br>ANALYSIS<br>(64-68) | SAMPLE TYPE<br>(69-70) |
|--|-----------------------|-----------------------------------|---------------------|-----------|--|--------------------|--------------------|---------|-------------------|-------------------------------------|------------------------|
|  |                       | (46-53)<br>AVERAGE                | (54-61)<br>MAXIMUM  | UNITS     | (38-45)<br>MINIMUM                     | (46-53)<br>AVERAGE | (54-61)<br>MAXIMUM | UNITS   |                   |                                     |                        |
| COLIFORM, FECAL<br>GENERAL<br>EFFLUENT | SAMPLE<br>MEASUREMENT | *****                             | *****               | *****     |  | *****              |                    | (13)    |                   |                                     |                        |
|  | PERMIT<br>REQUIREMENT | *****                             | *****               |           | REPORT<br>MO GEO                       | *****              | REPORT<br>MAXIMUM  | #/100ML |                   | FOUR/YEAR                           | GRAB                   |
| BYPASS OF<br>TREATMENT                 | SAMPLE<br>MEASUREMENT | *****                             | C                   | (93)      | *****                                  | *****              | *****              | *****   |                   |                                     |                        |
|  | PERMIT<br>REQUIREMENT | *****                             | REPORT<br>EVENT TOT | occur/mon | *****                                  | *****              | *****              |         |                   | ALL EVENTS                          | OCCURS                 |
| DURATION OF<br>DISCHARGE               | SAMPLE<br>MEASUREMENT | *****                             | C                   | (79)      | *****                                  | *****              | *****              | *****   |                   |                                     |                        |
|  | PERMIT<br>REQUIREMENT | *****                             | CNTESTED            | hours/day | *****                                  | *****              | *****              |         |                   | ALL EVENTS                          | OCCURS                 |
| DISCHARGE DURATION<br>EFFLUENT         | SAMPLE<br>MEASUREMENT | *****                             | 0                   | (8A)      | *****                                  | *****              | *****              | *****   |                   |                                     |                        |
|  | PERMIT<br>REQUIREMENT | *****                             | CNTESTED            | hours     | *****                                  | *****              | *****              |         |                   | ALL EVENTS                          | OCCURS                 |
| DISCHARGE EVENT<br>OBSERVATION         | SAMPLE<br>MEASUREMENT | *****                             | 0                   | (93)      | *****                                  | *****              | *****              | *****   |                   |                                     |                        |
|  | PERMIT<br>REQUIREMENT | *****                             | REPORT<br>EVENT TOT | occur/mon | *****                                  | *****              | *****              |         |                   | ALL EVENTS                          | OCCURS                 |
|  |                       |                                   |                     |           |  |                    |                    |         |                   |                                     |                        |
|  |                       |                                   |                     |           |  |                    |                    |         |                   |                                     |                        |

9-NO SAMPLING CONDUCTED THIS MONTH  
 C-NODI / NO DISCHARGE

**SOMERVILLE MARGINAL RELIEF OUTFALL**

NATIONAL POLLUTANT DISCHARGE ELIMINATION SYSTEM (NPDES)

**FEBRUARY 2001 - DISCHARGE MONITORING REPORT (DMR)**

PERMITTEE NAME / ADDRESS

NAME MWRA  
 ADDRESS CHARLESTOWN NAVY YARD  
 100 FIRST AVE  
 BOSTON MA 02129  
 FACILITY MWRA  
 LOCATION BOSTON MA 02129  
 ATTN: Michael Hornbrook


|               |
|---------------|
| MA0103284     |
| PERMIT NUMBER |

|                  |
|------------------|
| C25              |
| DISCHARGE NUMBER |

MINOR  
 (SUBR E)  
 F - FINAL  
 CSO 205 - MONTHLY & QUARTERLY

| MONITORING PERIOD |    |     |      |    |     |
|-------------------|----|-----|------|----|-----|
| FROM              |    |     | TO   |    |     |
| YEAR              | MO | DAY | YEAR | MO | DAY |
| 2001              | 2  | 1   | 2001 | 2  | 28  |

\*\*\* NO DISCHARGE  \*\*\*

| PARAMETER<br>(32-37)                            |    | (3 Card Only) QUANTITY OR LOADING<br>(46-53) (54-61) |         |       | (4 Card Only) QUANTITY OR LOADING<br>(38-45) (46-53) (54-61) |         |         |                                    | NO. EX<br>(62-63) | FREQUENCY OF<br>ANALYSIS<br>(64-68) | SAMPLE TYPE<br>(69-70) |
|---|---|--|---------|-------|--|---------|---------|------------------------------------|-------------------|-------------------------------------|------------------------|
|   |   | AVERAGE  | MAXIMUM | UNITS | MINIMUM  | AVERAGE | MAXIMUM | UNITS                              |                   |                                     |                        |
| LC50/PF STAT 24HR AC<br>PIMPEPHALES<br>EFFLUENT | SAMPLE<br>MEASUREMENT   | *****  | *****   | ***** |  |         |         | (23)                               |                   |                                     |                        |
|   | PERMIT<br>REQUIREMENT   | *****  | *****   |       | REPORT<br>DAILY MN   | *****   | *****   | %                                  |                   | SEMI / ANNUAL                       | COMP24                 |
| LC50/PF STAT 24HR AC<br>DAPHNIA<br>EFFLUENT     | SAMPLE<br>MEASUREMENT   | *****  | *****   | ***** |  |         |         | (23)                               |                   |                                     |                        |
|   | PERMIT<br>REQUIREMENT   | *****  | *****   |       | REPORT<br>DAILY MN   | *****   | *****   | %                                  |                   | SEMI / ANNUAL                       | COMP24                 |
|   |   |  |         |       |  |         |         |                                    |                   |                                     |                        |
|   |   |  |         |       |  |         |         |                                    |                   |                                     |                        |
|   |   |  |         |       |  |         |         |                                    |                   |                                     |                        |
|   |   |  |         |       |  |         |         |                                    |                   |                                     |                        |
|   |   |  |         |       |  |         |         |                                    |                   |                                     |                        |
|   |   |  |         |       |  |         |         |                                    |                   |                                     |                        |
| NAME / TITLE PRINCIPAL EXECUTIVE<br>OFFICER     | I CERTIFY UNDER PENALTY OF LAW THAT I HAVE PERSONALLY EXAMINED AND AM FAMILIAR WITH THE INFORMATION SUBMITTED HEREIN; AND BASED ON MY INQUIRY OF THOSE INDIVIDUALS IMMEDIATELY RESPONSIBLE FOR OBTAINING THE INFORMATION, I BELIEVE THE SUBMITTED INFORMATION IS TRUE, ACCURATE AND COMPLETE. I AM AWARE THAT THERE ARE SIGNIFICANT PENALTIES FOR SUBMITTING FALSE INFORMATION, INCLUDING THE POSSIBILITY OF FINE AND IMPRISONMENT. |  |         |       |  |         |         | See original form for<br>signature | TELEPHONE         | DATE                                |                        |
| Michael J. Hornbrook<br>Chief Operating Officer |   |  |         |       |  |         |         |                                    | (617)788-4359     | 03/15/2001                          |                        |

**FOX POINT CSO**

NATIONAL POLLUTANT DISCHARGE ELIMINATION SYSTEM (NPDES)  
**FEBRUARY 2001 - DISCHARGE MONITORING REPORT (DMR)**

PERMITTEE NAME / ADDRESS  
 NAME MWRA  
 ADDRESS CHARLESTOWN NAVY YARD  
 100 FIRST AVE  
 BOSTON MA 02129  
 FACILITY MWRA  
 LOCATION BOSTON MA 02129  
 ATTN: Michael Hornbrook

|               |                  |
|---------------|------------------|
| MA0103284     | C09 A            |
| PERMIT NUMBER | DISCHARGE NUMBER |

MINOR  
 (SUBR E)  
 F - FINAL  
 CSO 209 - MONTHLY & QUARTERLY

| MONITORING PERIOD |    |     |      |    |     |
|-------------------|----|-----|------|----|-----|
| FROM              |    |     | TO   |    |     |
| YEAR              | MO | DAY | YEAR | MO | DAY |
| 2001              | 2  | 1   | 2001 | 2  | 28  |

\*\*\* NO DISCHARGE  \*\*\*

| PARAMETER<br>(32-37)                                       |                    | (3 Card Only) QUANTITY OR LOADING |                    |                | (4 Card Only) QUALITY OR CONCENTRATION |                    |                    |       | NO. EX<br>(62-63) | FREQUENCY OF<br>ANALYSIS<br>(64-68) | SAMPLE TYPE<br>(69-70) |
|--|--------------------|-----------------------------------|--------------------|----------------|--|--------------------|--------------------|-------|-------------------|-------------------------------------|------------------------|
|  |                    | AVERAGE<br>(46-53)                | MAXIMUM<br>(54-61) | UNITS          | MINIMUM<br>(38-45)                     | AVERAGE<br>(46-53) | MAXIMUM<br>(54-61) | UNITS |                   |                                     |                        |
| BOD, 5 - DAY<br>(20 DEG. C)<br>EFFLUENT                    | SAMPLE MEASUREMENT | *****                             | *****              | ****           |  | *****              |                    | (19)  |                   |                                     |                        |
|  | PERMIT REQUIREMENT | *****                             | *****              | ****           | REPORT AVERAGE                         | *****              | REPORT MAXIMUM     | mg/L  |                   | FOUR/YEAR                           | COMPOS                 |
| PH<br>EFFLUENT   | SAMPLE MEASUREMENT | *****                             | *****              | ****           |  | *****              |                    | (12)  |                   |                                     |                        |
|  | PERMIT REQUIREMENT | *****                             | *****              | ****           | 6.5<br>MINIMUM                         | *****              | 8.3<br>MAXIMUM     | SU    |                   | FOUR/YEAR                           | GRAB                   |
| SOLIDS, TOTAL<br>SUSPENDED<br>EFFLUENT                     | SAMPLE MEASUREMENT | *****                             | *****              | ****           |  | *****              |                    | (19)  |                   |                                     |                        |
|  | PERMIT REQUIREMENT | *****                             | *****              | ****           | REPORT AVERAGE                         | *****              | REPORT MAXIMUM     | mg/L  |                   | FOUR/YEAR                           | COMPOS                 |
| RAINFALL<br>EFFLUENT                                       | SAMPLE MEASUREMENT | 1.29                              | 0.61               | (61)<br>inches | *****                                  | *****              | *****              | ***** |                   | AL/EV                               | RC                     |
|  | PERMIT REQUIREMENT | REPORT MO TOTAL                   | REPORT MAXIMUM     | inches         | *****                                  | *****              | *****              | ***** |                   | ALL EVENTS                          | RCORDR                 |
| FLOW,<br>WASTEWATER<br>BYPASSING<br>TREATMENT PLANT        | SAMPLE MEASUREMENT |                                   |                    | (3R)<br>mgal   | *****                                  | *****              | *****              | ***** |                   |                                     |                        |
|  | PERMIT REQUIREMENT | CNTESTED MO AVG                   | CNTESTED DAILY MAX | mgal           | *****                                  | *****              | *****              | ***** |                   | CONTINUOUS                          | CONTINUOUS             |
| FLOW, IN CONDUIT OR<br>THRU TREATMENT<br>PLANT<br>EFFLUENT | SAMPLE MEASUREMENT | 0.00                              | 0.00               | (03)<br>mgd    | *****                                  | *****              | *****              | ***** |                   | 99/99                               | CN                     |
|  | PERMIT REQUIREMENT | CNTESTED MO AVG                   | CNTESTED DAILY MAX | mgd            | *****                                  | *****              | *****              | ***** |                   | CONTINUOUS                          | CONTINUOUS             |
| CHLORINE, TOTAL<br>RESIDUAL<br>EFFLUENT                    | SAMPLE MEASUREMENT | *****                             | *****              | ****           |  | *****              |                    | (19)  |                   |                                     |                        |
|  | PERMIT REQUIREMENT | *****                             | *****              | ****           | 0.1<br>AVERAGE                         | *****              | 0.25<br>MAX HR RT  | mg/L  |                   | FOUR/YEAR                           | GRAB                   |

**FOX POINT CSO**

PERMITTEE NAME / ADDRESS  
 NAME MWRA  
 ADDRESS CHARLESTOWN NAVY YARD  
 100 FIRST AVE  
 BOSTON MA 02129  
 FACILITY MWRA  
 LOCATION BOSTON MA 02129  
 ATTN: Michael Hornbrook


NATIONAL POLLUTANT DISCHARGE ELIMINATION SYSTEM (NPDES)  
**FEBRUARY 2001 - DISCHARGE MONITORING REPORT (DMR)**

|               |                  |
|---------------|------------------|
| MA0103284     | C09 A            |
| PERMIT NUMBER | DISCHARGE NUMBER |

MINOR  
 (SUBR E)  
 F - FINAL  
 CSO 209 - MONTHLY & QUARTERLY

| MONITORING PERIOD |    |     |      |    |     |
|-------------------|----|-----|------|----|-----|
| FROM              |    |     | TO   |    |     |
| YEAR              | MO | DAY | YEAR | MO | DAY |
| 2001              | 2  | 1   | 2001 | 2  | 28  |

\*\*\* NO DISCHARGE  \*\*\*

| 1                                |  | (3 Card Only) QUANTITY OR LOADING |                    |             | (4 Card Only) QUALITY OR CONCENTRATION |                    |                    |         | NO. EX<br>(62-63) | FREQUENCY OF ANALYSIS<br>(64-68) | SAMPLE TYPE<br>(69-70) |
|----------------------------------|---|-----------------------------------|--------------------|-------------|--|--------------------|--------------------|---------|-------------------|----------------------------------|------------------------|
|                                  |   | AVERAGE<br>(46-53)                | MAXIMUM<br>(54-61) | UNITS       | MINIMUM<br>(38-45)                     | AVERAGE<br>(46-53) | MAXIMUM<br>(54-61) | UNITS   |                   |                                  |                        |
| COLIFORM, FECAL GENERAL EFFLUENT |   | *****                             | *****              | *****       |  | *****              |                    | (13)    |                   |                                  |                        |
|                                  | PERMIT REQUIREMENT  | *****                             | *****              | *****       | REPORT MO GEO                          | *****              | REPORT MAXIMUM     | #/100ML |                   | FOUR/YEAR                        | GRAB                   |
| BYPASS OF TREATMENT              | SAMPLE MEASUREMENT  | *****                             | C                  | (93)        | *****                                  | *****              | *****              | *****   |                   |                                  |                        |
|                                  | PERMIT REQUIREMENT  | *****                             | REPORT EVENT TOT   | occur/mon   | *****                                  | *****              | *****              | *****   |                   | ALL EVENTS                       | OCCURS                 |
| DURATION OF DISCHARGE            | SAMPLE MEASUREMENT  | *****                             | C                  | (79)        | *****                                  | *****              | *****              | *****   |                   |                                  |                        |
|                                  | PERMIT REQUIREMENT  | *****                             | CNTESTED           | hours/day   | *****                                  | *****              | *****              | *****   |                   | ALL EVENTS                       | OCCURS                 |
| DISCHARGE DURATION EFFLUENT      | SAMPLE MEASUREMENT  | *****                             | 0                  | (8A)        | *****                                  | *****              | *****              | *****   |                   |                                  |                        |
|                                  | PERMIT REQUIREMENT  | *****                             | CNTESTED           | jpurs hours | *****                                  | *****              | *****              | *****   |                   | ALL EVENTS                       | OCCURS                 |
| DISCHARGE EVENT OBSERVATION      | SAMPLE MEASUREMENT  | *****                             | 0                  | (93)        | *****                                  | *****              | *****              | *****   |                   |                                  |                        |
|                                  | PERMIT REQUIREMENT  | *****                             | REPORT EVENT TOT   | occur/mon   | *****                                  | *****              | *****              | *****   |                   | ALL EVENTS                       | OCCURS                 |
|                                  |   |                                   |                    |             |  |                    |                    |         |                   |                                  |                        |
|                                  |   |                                   |                    |             |  |                    |                    |         |                   |                                  |                        |
|                                  |   |                                   |                    |             |  |                    |                    |         |                   |                                  |                        |

9-NO SAMPLING CONDUCTED THIS MONTH  
 C-NODI / NO DISCHARGE

**FOX POINT CSO**

PERMITTEE NAME / ADDRESS  
 NAME MWRA  
 ADDRESS CHARLESTOWN NAVY YARD  
 100 FIRST AVE  
 BOSTON MA 02129  
 FACILITY MWRA  
 LOCATION BOSTON MA 02129  
 ATTN: Michael Hornbrook

NATIONAL POLLUTANT DISCHARGE ELIMINATION SYSTEM (NPDES)  
**FEBRUARY 2001 - DISCHARGE MONITORING REPORT (DMR)**

|               |                  |
|---------------|------------------|
| MA0103284     | C09 A            |
| PERMIT NUMBER | DISCHARGE NUMBER |

MINOR  
 (SUBR E)  
 F - FINAL  
 CSO 209 - MONTHLY & QUARTERLY

\*\*\* NO DISCHARGE  \*\*\*

| MONITORING PERIOD |    |     |      |    |     |
|-------------------|----|-----|------|----|-----|
| FROM              |    |     | TO   |    |     |
| YEAR              | MO | DAY | YEAR | MO | DAY |
| 2001              | 2  | 1   | 2001 | 2  | 28  |

| PARAMETER<br>(32-37)                            | SAMPLE MEASUREMENT<br>PERMIT REQUIREMENT  | (3 Card Only) QUANTITY OR LOADING<br>(46-53) (54-61) |         |       | (4 Card Only) QUANTITY OR LOADING<br>(38-45) (46-53) (54-61) |         |         |                                 | NO. EX<br>(62-63) | FREQUENCY OF ANALYSIS<br>(64-68) | SAMPLE TYPE<br>(69-70) |
|---|---|--|---------|-------|--|---------|---------|---------------------------------|-------------------|----------------------------------|------------------------|
|   |   | AVERAGE  | MAXIMUM | UNITS | MINIMUM  | AVERAGE | MAXIMUM | UNITS                           |                   |                                  |                        |
| LC50/PF STAT 24HR AC PIMPEPHALES EFFLUENT       | SAMPLE MEASUREMENT  | *****  | *****   | ***** | 9  | *****   | *****   | (23)<br>%                       |                   |                                  |                        |
|   | PERMIT REQUIREMENT  | *****  | *****   | ***** | REPORT DAILY MN  | *****   | *****   | PERCENT                         |                   | SEMI / ANNUAL                    | COMP24                 |
| LC50/PF STAT 24HR AC DAPHNIA EFFLUENT           | SAMPLE MEASUREMENT  | *****  | *****   | ***** | 9  | *****   | *****   | (23)<br>%                       |                   |                                  |                        |
|   | PERMIT REQUIREMENT  | *****  | *****   | ***** | REPORT DAILY MN  | *****   | *****   | PERCENT                         |                   | SEMI / ANNUAL                    | COMP24                 |
|   |   |  |         |       |  |         |         |                                 |                   |                                  |                        |
|   |   |  |         |       |  |         |         |                                 |                   |                                  |                        |
|   |   |  |         |       |  |         |         |                                 |                   |                                  |                        |
|   |   |  |         |       |  |         |         |                                 |                   |                                  |                        |
|   |   |  |         |       |  |         |         |                                 |                   |                                  |                        |
|   |   |  |         |       |  |         |         |                                 |                   |                                  |                        |
| NAME / TITLE PRINCIPAL EXECUTIVE OFFICER        | I CERTIFY UNDER PENALTY OF LAW THAT I HAVE PERSONALLY EXAMINED AND AM FAMILIAR WITH THE INFORMATION SUBMITTED HEREIN; AND BASED ON MY INQUIRY OF THOSE INDIVIDUALS IMMEDIATELY RESPONSIBLE FOR OBTAINING THE INFORMATION, I BELIEVE THE SUBMITTED INFORMATION IS TRUE, ACCURATE AND COMPLETE. I AM AWARE THAT THERE ARE SIGNIFICANT PENALTIES FOR SUBMITTING FALSE INFORMATION, INCLUDING THE POSSIBILITY OF FINE AND IMPRISONMENT. |  |         |       |  |         |         | See original form for signature | TELEPHONE         | DATE                             |                        |
| Michael J. Hornbrook<br>Chief Operating Officer |   |  |         |       |  |         |         |                                 | (617)788-4359     | 03/15/2001                       |                        |

9-NO SAMPLING CONDUCTED THIS MONTH

**COMMERCIAL POINT CSO**

NATIONAL POLLUTANT DISCHARGE ELIMINATION SYSTEM (NPDES)  
**FEBRUARY 2001 - DISCHARGE MONITORING REPORT (DMR)**

PERMITTEE NAME / ADDRESS  
 NAME MWRA  
 ADDRESS CHARLESTOWN NAVY YARD  
 100 FIRST AVE  
 BOSTON MA 02129  
 FACILITY MWRA  
 LOCATION BOSTON MA 02129  
 ATTN: Michael Hornbrook

|               |                  |
|---------------|------------------|
| MA0103284     | C11 A            |
| PERMIT NUMBER | DISCHARGE NUMBER |

MINOR  
 (SUBR E)  
 F - FINAL  
 CSO 211- MONTHLY & QUARTERLY

| MONITORING PERIOD |    |     |      |    |     |
|-------------------|----|-----|------|----|-----|
| FROM              |    |     | TO   |    |     |
| YEAR              | MO | DAY | YEAR | MO | DAY |
| 2001              | 2  | 1   | 2001 | 2  | 28  |

\*\*\* NO DISCHARGE  \*\*\*

| PARAMETER<br>(32-37)                                       |                    | (3 Card Only) QUANTITY OR LOADING |                    |                | (4 Card Only) QUALITY OR CONCENTRATION |                    |                    |       | NO. EX<br>(62-63) | FREQUENCY OF<br>ANALYSIS<br>(64-68) | SAMPLE TYPE<br>(69-70) |
|--|--------------------|-----------------------------------|--------------------|----------------|--|--------------------|--------------------|-------|-------------------|-------------------------------------|------------------------|
|  |                    | AVERAGE<br>(46-53)                | MAXIMUM<br>(54-61) | UNITS          | MINIMUM<br>(38-45)                     | AVERAGE<br>(46-53) | MAXIMUM<br>(54-61) | UNITS |                   |                                     |                        |
| BOD, 5 - DAY<br>(20 DEG. C)<br>EFFLUENT                    | SAMPLE MEASUREMENT | *****                             | *****              | ****           |  | *****              |                    | (19)  |                   |                                     |                        |
|  | PERMIT REQUIREMENT | *****                             | *****              | ****           | REPORT AVERAGE                         | *****              | REPORT MAXIMUM     | mg/L  |                   | FOUR/YEAR                           | COMPOS                 |
| PH<br>EFFLUENT   | SAMPLE MEASUREMENT | *****                             | *****              | ****           |  | *****              |                    | (12)  |                   |                                     |                        |
|  | PERMIT REQUIREMENT | *****                             | *****              | ****           | 6.5<br>MINIMUM                         | *****              | 8.3<br>MAXIMUM     | SU    |                   | FOUR/YEAR                           | GRAB                   |
| SOLIDS, TOTAL<br>SUSPENDED<br>EFFLUENT                     | SAMPLE MEASUREMENT | *****                             | *****              | ****           |  | *****              |                    | (19)  |                   |                                     |                        |
|  | PERMIT REQUIREMENT | *****                             | *****              | ****           | REPORT AVERAGE                         | *****              | REPORT MAXIMUM     | mg/L  |                   | FOUR/YEAR                           | COMPOS                 |
| RAINFALL<br>EFFLUENT                                       | SAMPLE MEASUREMENT | 1.29                              | 0.61               | (61)<br>inches | *****                                  | *****              | *****              | ***** | 0                 | AL/EV                               | RC                     |
|  | PERMIT REQUIREMENT | REPORT MO TOTAL                   | REPORT MAXIMUM     | inches         | *****                                  | *****              | *****              | ***** |                   | ALL EVENTS                          | RCORDR                 |
| FLOW,<br>WASTEWATER<br>BYPASSING<br>TREATMENT PLANT        | SAMPLE MEASUREMENT |                                   |                    | (3R)<br>mgal   | *****                                  | *****              | *****              | ***** |                   |                                     |                        |
|  | PERMIT REQUIREMENT | CNTESTED MO AVG                   | CNTESTED DAILY MAX | mgal           | *****                                  | *****              | *****              | ***** |                   | CONTINUOUS                          | CONTINUOUS             |
| FLOW, IN CONDUIT OR<br>THRU TREATMENT<br>PLANT<br>EFFLUENT | SAMPLE MEASUREMENT | 0.00                              | 0.00               | (03)<br>mgd    | *****                                  | *****              | *****              | ***** | 0                 | 99/99                               | CN                     |
|  | PERMIT REQUIREMENT | CNTESTED MO AVG                   | CNTESTED DAILY MAX | mgd            | *****                                  | *****              | *****              | ***** |                   | CONTINUOUS                          | CONTINUOUS             |
| CHLORINE, TOTAL<br>RESIDUAL<br>EFFLUENT                    | SAMPLE MEASUREMENT | *****                             | *****              | ****           |  | *****              |                    | (19)  |                   |                                     |                        |
|  | PERMIT REQUIREMENT | *****                             | *****              | ****           | 0.1<br>AVERAGE                         | *****              | 0.25<br>MAX HR RT  | mg/L  |                   | FOUR/YEAR                           | GRAB                   |



**COMMERCIAL POINT CSO**

NATIONAL POLLUTANT DISCHARGE ELIMINATION SYSTEM (NPDES)

**FEBRUARY 2001 - DISCHARGE MONITORING REPORT (DMR)**

PERMITTEE NAME / ADDRESS

NAME MWRA  
 ADDRESS CHARLESTOWN NAVY YARD  
 100 FIRST AVE  
 BOSTON MA 02129

MA0103284  
 PERMIT NUMBER

C11 A  
 DISCHARGE NUMBER

MINOR

(SUBR E)

F - FINAL

CSO 211 - MONTHLY & QUARTERLY

FACILITY MWRA  
 LOCATION BOSTON MA 02129  
 ATTN: Michael Hornbrook

| MONITORING PERIOD |    |     |      |    |     |
|-------------------|----|-----|------|----|-----|
| FROM              |    |     | TO   |    |     |
| YEAR              | MO | DAY | YEAR | MO | DAY |
| 2001              | 2  | 1   | 2001 | 2  | 28  |

\*\*\* NO DISCHARGE  \*\*\*

| 1                                      |                       | (3 Card Only) QUANTITY OR LOADING |                     |                        | (4 Card Only) QUALITY OR CONCENTRATION |                    |                    |         | NO. EX<br>(62-63) | FREQUENCY OF<br>ANALYSIS<br>(64-68) | SAMPLE TYPE<br>(69-70) |
|--|-----------------------|-----------------------------------|---------------------|------------------------|--|--------------------|--------------------|---------|-------------------|-------------------------------------|------------------------|
|  |                       | AVERAGE<br>(46-53)                | MAXIMUM<br>(54-61)  | UNITS                  | MINIMUM<br>(38-45)                     | AVERAGE<br>(46-53) | MAXIMUM<br>(54-61) | UNITS   |                   |                                     |                        |
| COLIFORM, FECAL<br>GENERAL<br>EFFLUENT | SAMPLE<br>MEASUREMENT | *****                             | *****               | *****                  |  | *****              |                    | (13)    |                   |                                     |                        |
|  | PERMIT<br>REQUIREMENT | *****                             | *****               |                        | REPORT<br>MO GEO                       | *****              | REPORT<br>MAXIMUM  | #/100ML |                   | FOUR/YEAR                           | GRAB                   |
| BYPASS OF<br>TREATMENT                 | SAMPLE<br>MEASUREMENT | *****                             | C                   | (93)                   | *****                                  | *****              | *****              | *****   |                   |                                     |                        |
|  | PERMIT<br>REQUIREMENT | *****                             | REPORT<br>EVENT TOT | occur/mon              | *****                                  | *****              | *****              | *****   |                   | ALL EVENTS                          | OCCURS                 |
| DURATION OF<br>DISCHARGE               | SAMPLE<br>MEASUREMENT | *****                             | C                   | (79)                   | *****                                  | *****              | *****              | *****   |                   |                                     |                        |
|  | PERMIT<br>REQUIREMENT | *****                             | CNTESTED            | hours/day              | *****                                  | *****              | *****              | *****   |                   | ALL EVENTS                          | OCCURS                 |
| DISCHARGE DURATION<br>EFFLUENT         | SAMPLE<br>MEASUREMENT | *****                             | 0.0                 | (8A)                   | *****                                  | *****              | *****              | *****   |                   |                                     |                        |
|  | PERMIT<br>REQUIREMENT | *****                             | CNTESTED            | hours<br>hours         | *****                                  | *****              | *****              | *****   |                   | ALL EVENTS                          | OCCURS                 |
| DISCHARGE EVENT<br>OBSERVATION         | SAMPLE<br>MEASUREMENT | *****                             | 0                   | (93)                   | *****                                  | *****              | *****              | *****   |                   |                                     |                        |
|  | PERMIT<br>REQUIREMENT | *****                             | REPORT<br>EVENT TOT | occur/mon<br>occur/mon | *****                                  | *****              | *****              | *****   |                   | ALL EVENTS                          | OCCURS                 |
|  |                       |                                   |                     |                        |  |                    |                    |         |                   |                                     |                        |
|  |                       |                                   |                     |                        |  |                    |                    |         |                   |                                     |                        |

9-NO SAMPLING CONDUCTED THIS MONTH  
 C-NODI / NO DISCHARGE

**COMMERCIAL POINT CSO**

PERMITTEE NAME / ADDRESS  
 NAME MWRA  
 ADDRESS CHARLESTOWN NAVY YARD  
 100 FIRST AVE  
 BOSTON MA 02129  
 FACILITY MWRA  
 LOCATION BOSTON MA 02129  
 ATTN: Michael Hornbrook

NATIONAL POLLUTANT DISCHARGE ELIMINATION SYSTEM (NPDES)  
**FEBRUARY 2001 - DISCHARGE MONITORING REPORT (DMR)**

|               |                  |
|---------------|------------------|
| MA0103284     | C11 A            |
| PERMIT NUMBER | DISCHARGE NUMBER |

MINOR  
 (SUBR E)  
 F - FINAL  
 CSO 211 - MONTHLY & QUARTERLY

\*\*\* NO DISCHARGE  \*\*\*

| MONITORING PERIOD |    |     |      |    |     |
|-------------------|----|-----|------|----|-----|
| FROM              |    |     | TO   |    |     |
| YEAR              | MO | DAY | YEAR | MO | DAY |
| 2001              | 2  | 1   | 2001 | 2  | 28  |

| PARAMETER<br>(32-37)                               | X  | (3 Card Only) QUANTITY OR LOADING<br>(46-53) (54-61) |         |       | (4 Card Only) QUANTITY OR LOADING<br>(38-45) (46-53) (54-61) |         |         |                                    | NO. EX<br>(62-63) | FREQUENCY OF<br>ANALYSIS<br>(64-68) | SAMPLE TYPE<br>(69-70) |
|--|--|--|---------|-------|--|---------|---------|------------------------------------|-------------------|-------------------------------------|------------------------|
|  |  | AVERAGE  | MAXIMUM | UNITS | MINIMUM  | AVERAGE | MAXIMUM | UNITS                              |                   |                                     |                        |
| LC50/PF STAT 24HR AC<br>U CERICDAPHNIA<br>EFFLUENT | SAMPLE<br>MEASUREMENT  | *****  | *****   | ***** | 9  | *****   | *****   | (23)<br>%                          |                   |                                     |                        |
|  | PERMIT<br>REQUIREMENT  | *****  | *****   | ***** | REPORT<br>DAILY MN   | *****   | *****   | PERCENT                            |                   | SEMI / ANNUAL                       | COMP24                 |
| LC50/PF STAT 24HR AC<br>U D. PULEX<br>EFFLUENT     | SAMPLE<br>MEASUREMENT  | *****  | *****   | ***** | 9  | *****   | *****   | (23)<br>%                          |                   |                                     |                        |
|  | PERMIT<br>REQUIREMENT  | *****  | *****   | ***** | REPORT<br>DAILY MN   | *****   | *****   | PERCENT                            |                   | SEMI / ANNUAL                       | COMP24                 |
|  |  |  |         |       |  |         |         |                                    |                   |                                     |                        |
|  |  |  |         |       |  |         |         |                                    |                   |                                     |                        |
|  |  |  |         |       |  |         |         |                                    |                   |                                     |                        |
|  |  |  |         |       |  |         |         |                                    |                   |                                     |                        |
|  |  |  |         |       |  |         |         |                                    |                   |                                     |                        |
|  |  |  |         |       |  |         |         |                                    |                   |                                     |                        |
| NAME / TITLE PRINCIPAL EXECUTIVE<br>OFFICER        | I CERTIFY UNDER PENALTY OF LAW THAT I HAVE PERSONALLY EXAMINED AND AM FAMILIAR WITH<br>THE INFORMATION SUBMITTED HEREIN; AND BASED ON MY INQUIRY OF THOSE INDIVIDUALS<br>IMMEDIATELY RESPONSIBLE FOR OBTAINING THE INFORMATION, I BELIEVE THE SUBMITTED<br>INFORMATION IS TRUE, ACCURATE AND COMPLETE. I AM AWARE THAT THERE ARE SIGNIFICANT<br>PENALTIES FOR SUBMITTING FALSE INFORMATION, INCLUDING THE POSSIBILITY OF FINE AND<br>IMPRISONMENT. |  |         |       |  |         |         | See original form for<br>signature | TELEPHONE         | DATE                                |                        |
| Michael F. Hornbrook<br>Chief Operating Officer    |  |  |         |       |  |         |         |                                    | (617)788-4359     | 03/15/2001                          |                        |

9-NO SAMPLING CONDUCTED THIS MONTH