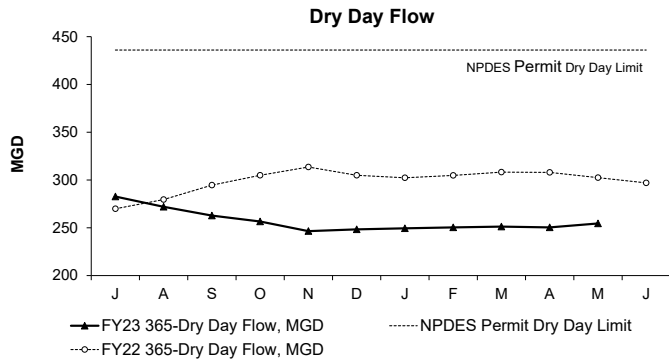
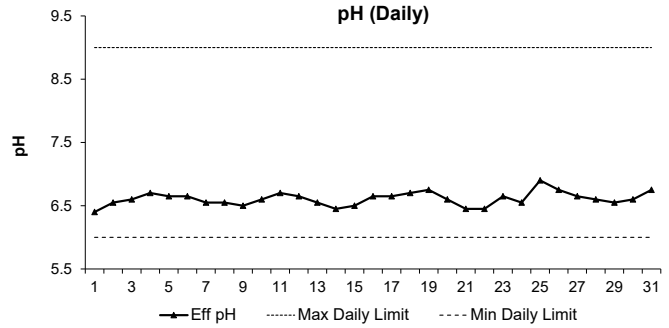


Deer Island Operations

May 2023 - FY23

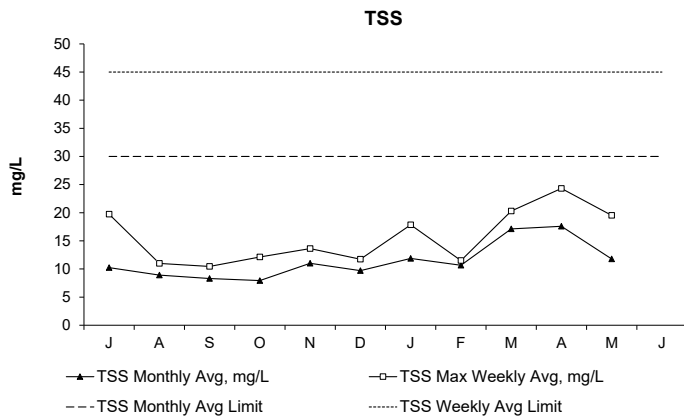


May's Dry Day Flow is the average of all dry weather influent flows over the previous 365 days from 6/1/2022 to 5/31/2023. The Dry Day Flow for the month was 254.5 MGD, well below the permit limit of 436 MGD. The Dry Day Flow had trended down through November 2022 due to much lower-than-expected plant flows from July 2022 through November 2022 as a result of a regional drought. Since then, plant flows have been at more typical levels.



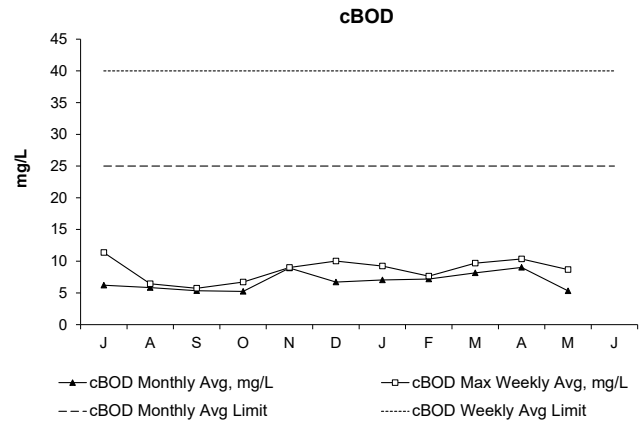
In May, all pH measurements were fairly typical for the season and within permit limits.

pH is a measure of the acidity or basicity of the effluent. Small fluctuations in pH do not have an adverse effect on marine environments. Because pure oxygen is used in the activated sludge reactors, the effluent pH tends to be at the lower range.



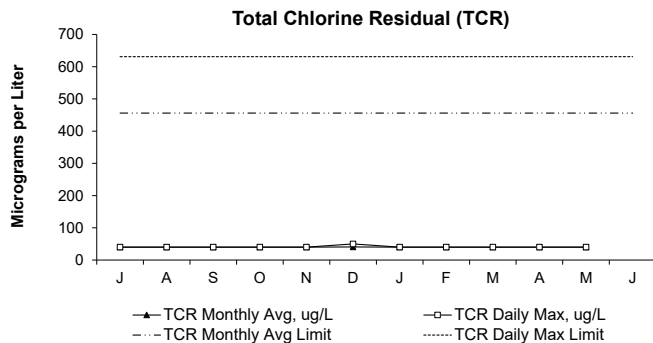
In May, both the weekly and monthly concentrations of TSS were below permit limits. The elevated TSS Monthly Avg and Max Weekly Avg in the effluent TSS is not uncommon during this time of the year due to the seasonal change in the wastewater temperature resulting in a shift in the biological activity of the secondary treatment microbes.

TSS, or Total Suspended Solids, in the effluent is a measure of the amount of solids that remain suspended after treatment.



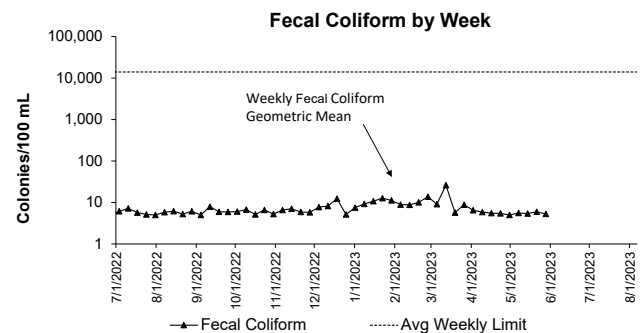
In May, both the weekly and monthly concentrations of cBOD were well below permit limits.

cBOD, or Carbonaceous Biochemical Oxygen Demand, is a measure of the amount of dissolved oxygen required for the decomposition of organic materials in the environment.



In May, both the maximum daily and monthly concentrations of TCR were below permit limits. The TCR Monthly Avg and the TCR Daily Max values were non-detectable at 40 ug/L except in December. Therefore, both parameters may appear to be represented by the same trendline for much of the time in the above graph.

TCR, or Total Chlorine Residual, in the effluent is a measure of the amount of chlorine that remains after the disinfection/dechlorination process. If the chlorine residual in the effluent is too high, it may threaten marine organisms.



In May, all permit conditions for Fecal Coliform were met. Fecal Coliform is an indicator for the possible presence of pathogens. The levels of these bacteria after disinfection show how effectively the plant is inactivating many forms of disease-causing microorganisms.

There are four (4) conditions in the permit that must be met: daily geomean; weekly geomean; 10% of all samples in a month; and greater than three (3) consecutive samples not to exceed 14,000 colonies/100mL.