



Massachusetts Water Resources Authority

JULY 15 1997

WATER QUALITY UPDATE

An analysis of June, 1997 water sampling data.

In this Issue . . .

June 1997 Sampling Data pp. A-F

NEW - A special supplement on forthcoming changes to MWRA water treatment practices.

This is a periodic report containing important information about the quality of water supplied by MWRA. We hope this report is useful to you as a local water supplier, public health official, water consumer or observer of MWRA's system performance.

MWRA provides about 250 million gallons of water each day to 46 cities and towns in eastern and central Massachusetts. Each municipality is responsible for distributing the water in its own community. Twenty-five of the customer communities are fully supplied by MWRA. The other communities use MWRA water to augment their own supplies, either on a regular basis or in times of water shortage. More than two million people are served by the MWRA water supply system.

THE WATER SYSTEM

Quabbin Reservoir is the primary source of water for our system and one of the country's largest water supply impoundments with a capacity of 412 billion gallons. Water is transferred from the Quabbin Reservoir to the 65 billion gallon Wachusett Reservoir in Clinton via the Quabbin Aqueduct. The watersheds serving the Quabbin and Wachusett Reservoirs total 294 square miles. MWRA and the Metropolitan District Commission (MDC) are committed to protection of the water supply through aggressive watershed management as the first line of defense against water contamination.

Water is next piped from the Wachusett Reservoir to Norumbega and Weston Reservoirs in Weston via the Hultman and Weston Aqueducts respectively. Most municipalities in the MWRA service area receive drinking water distributed directly from the Hultman Aqueduct, the Norumbega Reservoir and the Weston Reservoir. Six communities are supplied from Spot Pond and from Fells Reservoirs.

INDICATORS OF WATER QUALITY

MWRA routinely uses six general indicators of water quality:

- Microbial (bacteria and algae)
- Turbidity
- Corrosiveness (pH and alkalinity)
- Disinfectant
- Chemical (inorganic and organic)
- Radionuclides

Tests are conducted on water sampled at the source reservoirs (source water) and also on water after treatment sampled from MWRA or community lines (treated water). Testing frequencies vary by parameter.

Microbial: Algal levels in reservoirs are monitored by MDC and MWRA. These results, along with taste and odor complaints, are used to make decisions on source water treatment for algae control.

Total coliform bacteria are monitored in both source and treated water to provide an indication of overall bacteriological activity. Since many members of the coliform bacteria group originate from the non-intestinal environment, such as soil, many coliform are harmless. A subclass of the coliform group which are identified by their growth at temperatures consistent with intestinal environments, the "fecal coliform bac-

For more information, please contact **MWRA Public Affairs at (617) 242-6000**
100 First Avenue, Charlestown Navy Yard, Boston, MA 02129.

For further information regarding health concerns, please contact the **Department of Public Health/Division of Epidemiology at (617) 983-6800** or **Boston Health and Hospitals at (617) 534-5611**.

teria," are indicators of possible intestinal contamination. *Escherichia coli* (*E. coli*) is a specific coliform species that is almost always present in fecal material and whose presence indicates likely bacterial contamination of intestinal origin.

Turbidity: Turbidity is a measure of suspended and colloidal particles including clay, silt, organic and inorganic matter, algae and microorganisms. The effects of turbidity depend on the nature of the matter which causes the turbidity. Particulate matter may have a chlorine demand or may protect bacteria from the disinfectant effects of chlorine, thereby interfering with the maintenance of a disinfectant residual throughout the distribution system.

Corrosiveness: In order to minimize the leaching of lead and copper in plumbing systems, the pH, or corrosivity, is monitored and adjusted. Water provided by MWRA is basically lead free when it leaves the reservoirs but individual building service lines that carry water from street mains, as well as household plumbing fixtures, can contain lead that is susceptible to corrosion and leaching into tap water. In June 1996, MWRA's Interim Corrosion Control (ICC) facility in Marlborough went on-line. MWRA believes the ICC provides the optimal corrosion control treatment now achievable for all MWRA customer communities east of and including Marlborough. The chemicals sodium carbonate (soda ash) and CO₂ (carbon dioxide) are added to increase the pH and buffering capacity of the water which should considerably reduce the lead levels found when you first use your tap.

Disinfectant: MWRA treats the water supplied to metropolitan Boston area communities using disinfection facilities at Quabbin, Norumbega, Weston, Spot Pond and Fells Reservoirs. At Norumbega and Weston Reservoirs, chlorine is used to inactivate pathogens coming from source waters and, with the further addition of ammonia, chloramines are formed to establish a sufficient level of residual disinfectant to protect against any new contaminants that may enter the distribution system. In the communities served by Spot Pond and Fells Reservoirs, chlorine is added to protect against contamination that may have entered the water locally at these open surface reservoirs. The water fed downstream of these sources has a free chlorine residual. Some communities in the furthest parts of the MWRA delivery system also

rechlorinate as added protection.

Chemical: Inorganics and nitrates are measured at Quabbin and Wachusett Reservoirs. Analyses of disinfection byproducts such as trihalomethanes are performed at seven locations throughout the distribution system. Volatile organic compounds are measured at the distribution reservoirs: Norumbega, Weston and Spot Pond. Synthetic organic compounds are measured at Wachusett Reservoir. MWRA generally meets applicable standards.

Radionuclides: Radionuclides are measured at three distribution locations. MWRA generally meets applicable standards.

SAMPLING AND ANALYSIS

MWRA conducts all water sampling and testing required by federal and state law. We also conduct baseline and periodic research to help us improve water quality. Results of testing are compared to standards and guidelines prepared by DEP and recommendations for further action are made if reported levels are above the standards.

Source water: MWRA collects samples from the source water supply and reservoirs which are tested for coliform bacteria, turbidity, pH, chemical constituents and radionuclides.

Treated water: MWRA collects treated water samples throughout the system and conducts tests for pH, temperature, primary disinfectant levels, disinfectant residual and coliform bacteria. In addition, customer communities routinely collect treated water samples in compliance with federal Safe Drinking Water Act (SDWA) testing requirements including the Total Coliform Rule. These samples are analyzed for disinfectant residual and coliform bacteria.

Communities may bring their samples to the MWRA Water Quality Laboratory for analysis, or they may have samples analyzed elsewhere. MWRA Laboratories test samples for all customer communities except Bedford, Cambridge, Canton, Chicopee, Clinton, Leominster, Lynn, Marlborough, Northborough, Peabody, South Hadley, Wilbraham, Woburn and Worcester. Community data for these communities are not presented in this report.



Massachusetts Water Resources Authority

AUGUST 15 1997

A SPECIAL SUPPLEMENT TO THE AUGUST ISSUE OF WATER QUALITY UPDATE

MWRA TO BRIEF PUBLIC HEALTH OFFICIALS

A full briefing on changes and adjustments in water treatment practices will be held for local and state public officials on Tuesday, September 17, from 1:00-3:00 p.m. at the Charlestown Navy Yard YMCA Multi-Function Room. For more information, please call Barbara Lahage at (617) 242-5323.

INORGANIC CHEMICAL STANDARDS 1997 RESULTS

The following discussion of regulations for inorganic chemicals is based on two publications, 1) Drinking Water Standards and Guidelines for Chemicals in Massachusetts Drinking Waters, Commonwealth of Massachusetts Department of Environmental Protection.

The **Inorganic Chemical Table** on the reverse side of this page reports the concentrations of inorganic chemicals measured in Wachusett Reservoir and Quabbin Reservoir. Samples representing Wachusett Reservoir were collected at Shaft 4 located approximately 9 hours downstream of Wachusett. This location represents conditions after treatment at the Interim Corrosion Control (ICC) facility. Soda ash (Sodium carbonate), carbon dioxide, and hydrofluosilicic acid are added at the ICC to adjust pH, alkalinity, and provide fluoride in the drinking water. Quabbin Reservoir water samples were collected at Winsor Dam. For 1997, sampling was conducted in January and March. The regulations require that surface water systems take one sample annually. The table divides the inorganic chemicals into 3 groups: primary standards, secondary standards, and guidelines.

The **Primary Standards** are the Massachusetts Drinking Water Standards promulgated to protect consumer health. These standards are listed as MMCLs on the Inorganic Chemical Table. **MMCL** = Massachusetts Maximum Contaminant Level, a standard promulgated in the Drinking Water Regulations (310 CMR 22.00) issued by the Massachusetts Department of Environmental Protection. If violations of maximum contaminant levels occur, the water supplier must provide information on potential adverse health effects. Both Wachusett and Quabbin Reservoirs showed concentrations well below the Massachusetts Maximum Contaminant Levels.

The **Secondary Standards** protect the aesthetic quality of the drinking water, are not health-based, and are not legally enforceable. These standards are listed as SMCLs on the Inorganic Chemical Table. **SMCL** = Secondary Maximum Contaminant Level. Fluoride and sulfate concentrations were both below the SMCLs. Fluoride has both a primary and secondary standard.

For sodium, the Massachusetts Department of Environmental Protection issues a ORSG=Office of Research and Standards Guideline. The ORSG is the concentration of a chemical in drinking water at or below which adverse, non-cancer health effects are unlikely to occur after lifetime exposure. If the concentration for sodium is greater than the ORSG, health care providers should be notified in order that patients on low-sodium diets may be advised. For both Wachusett and Quabbin Reservoirs, sodium concentrations were below the ORSG of 20 mg/L.

For more information, please contact **MWRA Public Affairs at (617) 242-6000**
100 First Avenue, Charlestown Navy Yard, Boston, MA 02129.

For further information regarding health concerns, please contact the **Department of Public Health/Division of Epidemiology at (617) 983-6800** or **Boston Health and Hospitals at (617) 534-5611**.

INORGANIC CHEMICALS REPORT

All concentrations are in mg/L.

Compound	Standard / Guideline	Wachusett Reservoir Water	Quabbin Reservoir Water	Detection Limit
	Primary Standard MMCL			
Arsenic	0.05	<0.008	<0.008	0.008
Barium	2	<0.05	<0.05	0.05
Cadmium	0.005	<0.0002	<0.0002	0.0002
Chromium	0.1	<0.001	<0.001	0.001
Fluoride *	4	1.01	<0.10	0.1
Mercury	0.002	<0.0002	<0.0002	0.0002
Selenium	0.05	<0.002	<0.002	0.002
Antimony	0.006	<0.003	<0.003	0.003
Beryllium	0.004	<0.001	<0.001	0.001
Thallium	0.002	<0.001	<0.001	0.001
Cyanide	0.2	<0.01	<0.01	0.01
	Secondary Standard SMCL			
Fluoride *	2	1.01	<0.10	0.1
Sulfate	250	8.3	5.4	0.1
	Guideline ORSG			
Sodium**	20	16	3.5	0.2

* Fluoride has both a primary (required) and a secondary (recommended) standard. Fluoride concentration is higher for Wachusett Reservoir water because the sample location is after fluoride treatment.

** Sodium concentration is higher for Wachusett Reservoir water because the sample location is after corrosion control treatment.

MMCL = Massachusetts Maximum Contaminant Level

SMCL = Secondary Maximum Contaminant Level

ORSG = Office of Research and Standards Guideline

MWRA

SOURCE WATER

FECAL COLIFORM LEVELS AT QUABBIN (AS MEASURED AT WINSOR POWER STATION) AND NASH HILL RESERVOIRS

JUNE 1997

Target

Quabbin Reservoir water is sampled at Winsor Power Station prior to chlorination and represents reservoir water entering the Chicopee Valley Aqueduct (CVA).

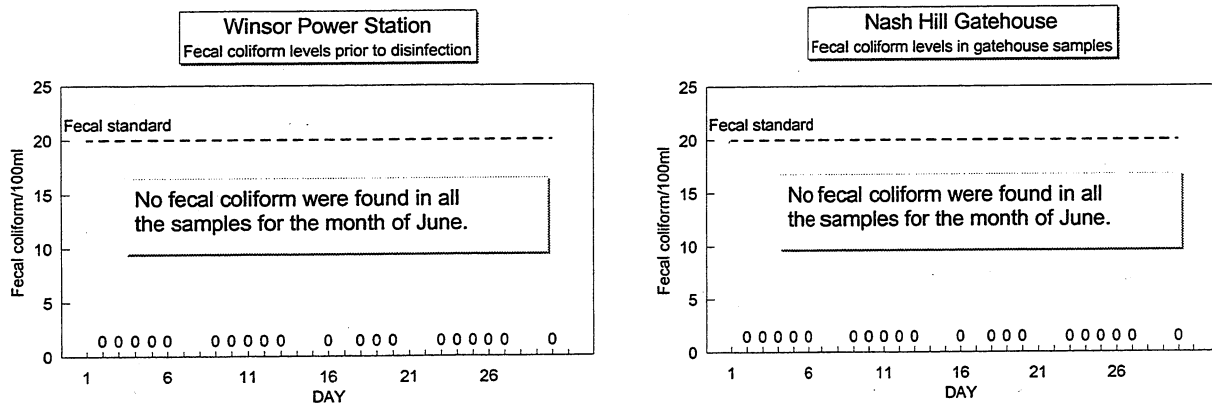
Samples from Nash Hill Reservoir are collected at a point where CVA water enters the gatehouse.

Depending on whether the reservoir is filling or discharging, this sample may or may not contain a mix of aqueduct water with reservoir water. If the reservoir is filling, the sample will contain a chlorine residual from chlorination that occurs at Winsor Power Station.

The SDWA standard is that no more than 20 fecal coliform/100ml be present in 10% of samples over a 6-month period.

Highlights

Fecal coliform levels remained well below the standard at Winsor Power Station. No fecal coliform were present in samples collected from Nash Hill Reservoir.



SOURCE WATER

TURBIDITY LEVELS AT QUABBIN RESERVOIR (AS MEASURED AT WINSOR POWER STATION)

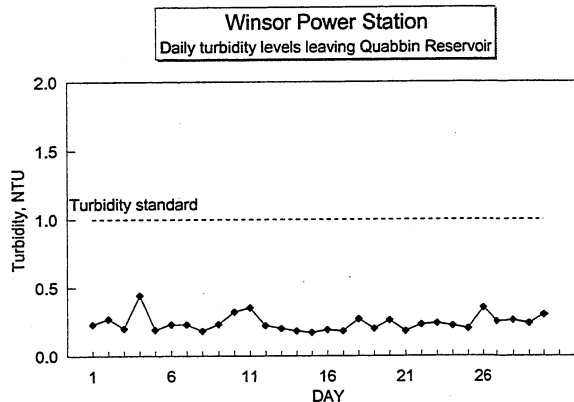
JUNE 1997

Target

Quabbin reservoir samples for turbidity are collected at Winsor Power Station prior to chlorination and represent reservoir water entering the CVA. The Massachusetts Department of Environmental Protection standard for source water turbidity is 1.0 NTU.

Highlights

Turbidity levels at Winsor Power Station have remained well below the DEP standard and averaged 0.24 NTU over the month.



MWRA

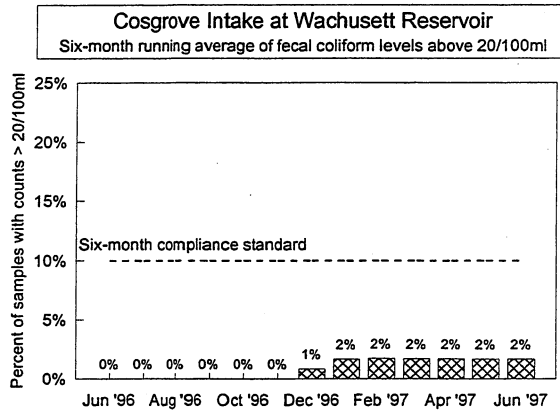
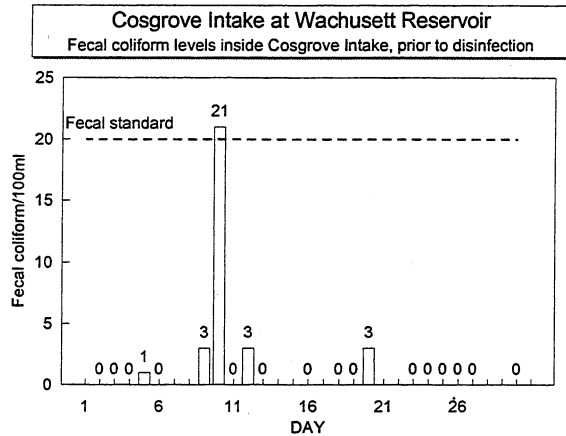
SOURCE WATER FECAL COLIFORM LEVELS AT WACHUSETT RESERVOIR JUNE 1997

Target

Samples from Wachusett Reservoir are collected at a location inside the Cosgrove Intake facility and represent water entering the Cosgrove Tunnel/Aqueduct. The Surface Water Treatment Rule (SWTR) standard of the SDWA for unfiltered surface supplies is that no more than 20 fecal coliform/100 ml be present in 10% of the samples over a 6-month period. The six month running average results present the percent of samples exceeding the standard during the previous 6 month period.

Highlights

Fecal coliform levels exceeded the SDWA standard on one occasion at Wachusett Reservoir.



SOURCE WATER FECAL COLIFORMS IN NORUMBEGA RESERVOIR AND TURBIDITY LEVELS IN HULTMAN AQUEDUCT AT NORUMBEGA DISINFECTION FACILITY JUNE 1997

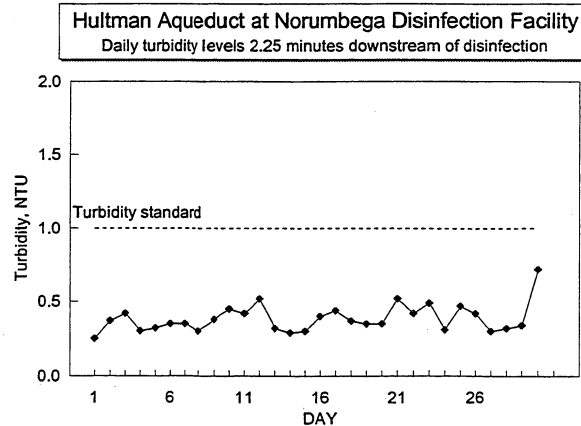
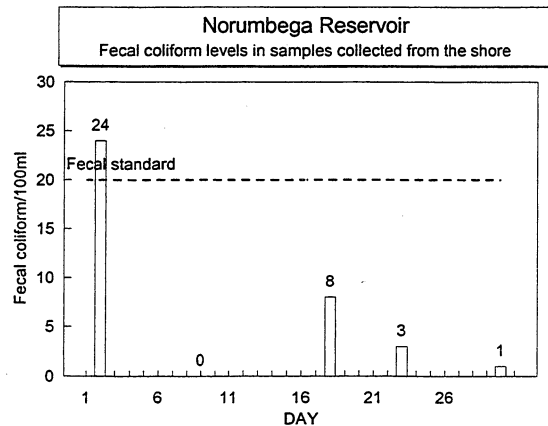
Target

Fecal coliform samples from Norumbega Reservoir are collected from the shore near the gatehouse. Flow from Norumbega Reservoir supplements flows from Wachusett Reservoir during periods of high demand. The SDWA standard is that no more than 20 fecal coliform/100 ml be present in 10% of the samples over a 6-month period.

Samples for turbidity are measured after chlorination in the Hultman Aqueduct. The Massachusetts Department of Environmental Protection standard for source water turbidity is 1.0 NTU.

Highlights

Fecal coliform levels exceeded the SDWA standard on one occasion in samples collected from Norumbega Reservoir. Turbidity levels in the aqueduct have remained well below the DEP standard and averaged 0.39 NTU over the month.



MWRA

TREATED WATER DISINFECTANT LEVELS IN HULTMAN AQUEDUCT AT NORUMBEGA DISINFECTION FACILITY AND COMMONWEALTH AVENUE PUMP STATION (ENTRY POINT INTO CUSTOMER DISTRIBUTION SYSTEMS)

JUNE 1997

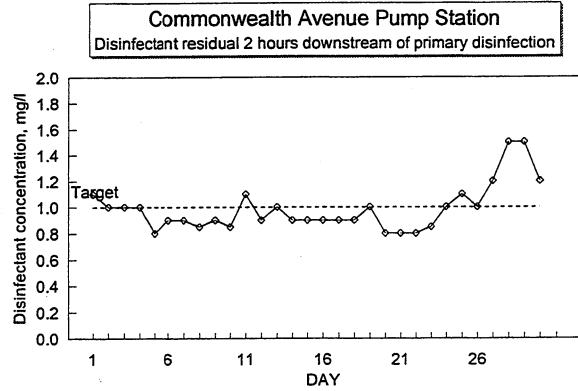
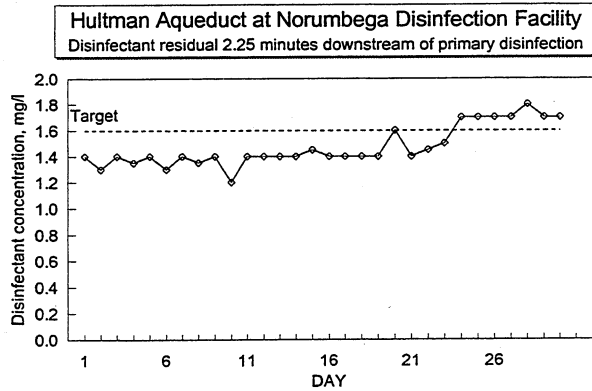
Target

Disinfectant is currently added to achieve a target free chlorine residual of 0.25 mg/l 2.25 minutes downstream of disinfection. This has recently resulted in a total chlorine residual of 1.6mg/l 2.25 minutes downstream of disinfection. The disinfectant inactivates bacteria that may be present in the water as it leaves the Wachusett and Norumbega Reservoirs.

The target residual is 1.0 mg/l two hours downstream of disinfection at Commonwealth Avenue Pumping Station in Newton, the first entry point into a customer distribution system.

Highlights

Disinfectant levels in the Hultman Aqueduct at Norumbega Disinfection Facility have been increased this month in an effort to improve disinfection effectiveness. Levels have averaged 1.47 mg/l 2.25 minutes downstream of disinfection. The disinfectant residual measured at Commonwealth Avenue Pumping Station, the entry point to customer distribution systems, has also been increasing as a result of higher dosages at Norumbega and has averaged 0.99 mg/l.



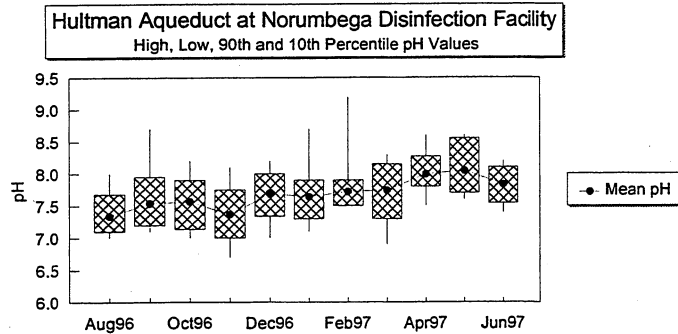
TREATED WATER pH LEVELS IN HULTMAN AQUEDUCT AT NORUMBEGA DISINFECTION FACILITY JUNE 1997

Target

MWRA adjusts the alkalinity and pH of Wachusett water to reduce its corrosivity in order to minimize the leaching of lead and copper from service lines and home plumbing systems into the water. In June 1996, the Interim Corrosion Control (ICC) facility went on-line and is providing the optimal corrosion control now achievable to communities east of and including Marlborough. The target pH is between 7 and 8 pH units.

Highlights

During the month, pH levels ranged between 7.4 to 8.2 and averaged 7.8. Eighty percent of samples ranged between 7.5 to 8.1 pH units.



MWRA

WATER QUALITY UPDATE FOR COMMUNITIES PARTICIPATING IN MWRA TESTING PROGRAM

JUNE 1997

Target

Thirty-two cities and towns use the MWRA Laboratory for Total Coliform Rule compliance testing. The communities collect samples for bacteriological analysis and measure chlorine residual at the time of collection. The other 14 MWRA customer communities have their samples tested elsewhere and these towns should be contacted directly for their results.

The SDWA requires that no more than 5% of all samples may be total coliform positive in a month (or no more than 1 positive when less than 40 samples are collected each month). Public notification is required if this standard is exceeded.

If E. coli are detected in a drinking water sample, this is considered evidence of a critical public health concern. Additional testing is conducted immediately and joint corrective action by DEP, MWRA, and the community are undertaken. Public notification is required if follow-up tests confirm the presence of E. coli or total coliform.

A disinfectant residual of 0.2 mg/l is considered a minimum target level at all points in the distribution system.

Highlights

During the month of June, twenty-two communities submitted samples with no coliform bacteria. Ten communities had positive total coliform results. No E. coli were identified in any of the samples. In Melrose, Saugus, Stoneham, Wakefield, Wellesley and Winchester, the SDWA standard of no more than 5% positive samples was exceeded and public notification was required.

Fifteen of the twenty-five communities submitting chlorine residual data maintained an average disinfectant residual of at least 0.2 mg/l. Twenty-four communities had 1 or more samples with a disinfectant residual of less than 0.2 mg/l.

TOWN	Samples Tested for Coliform (a)	Total Coliform % Positive	E. coli % Positive	Public Notification Required?	Average Chlorine Residual, mg/l	Minimum Chlorine Residual, mg/l
ARLINGTON	56				0.10	0.00
BELMONT	40				0.16	0.10
BOSTON	238				0.46	0.04
BROOKLINE	68				0.38	0.05
CHELSEA	40				0.16	0.10
EVERETT	50				0.23	0.05
FRAMINGHAM (b)	72					
LEXINGTON	45				0.31	0.10
LYNNFIELD (b)	14				0.32	0.10
MALDEN	75	1.3		NO (c)	0.19	0.00
MARBLEHEAD (b)	24				0.36	0.15
MEDFORD	68				0.17	0.00
MELROSE	104	32.7		YES (d)	0.16	0.05
MILTON	32				0.25	0.05
NAHANT (b)	10				0.20	0.05
NEEDHAM (b)	43					
NEWTON	86				0.29	0.02
NORWOOD	50				0.20	0.10
QUINCY	92				0.21	0.05
REVERE	55	1.8		NO (c)	0.15	0.10
SAUGUS	52	13.5		YES (d)	0.19	0.10
SOMERVILLE	86	2.3		NO (c)	0.13	0.10
SOUTHBOROUGH (b)	7					
STONEHAM	94	36.2		YES (d)	0.22	0.05
SWAMPSCOTT (b)	18					
WAKEFIELD (b)	91	25.3		YES (d)		
WALTHAM	67				0.40	0.20
WATERTOWN	40				0.22	0.10
WELLESLEY (b)	53	11.3		YES (d)		
WESTON (b)	15	6.7		NO (e)		
WINCHESTER (b)	43	18.6		YES (d)	0.43	0.13
WINTHROP	24				0.19	0.05
TOTAL	1852					

(a) The number of samples collected is dependent on the population served and the number of repeat samples required.

(b) These communities provide chlorination.

(c) Less than 5% total coliform positive, therefore public notification not required.

(d) 5% total coliform standard exceeded. Public notification required.

(e) Public notification is not required when only one sample is positive for total coliform and less than 40 samples per month are collected.

MWRA

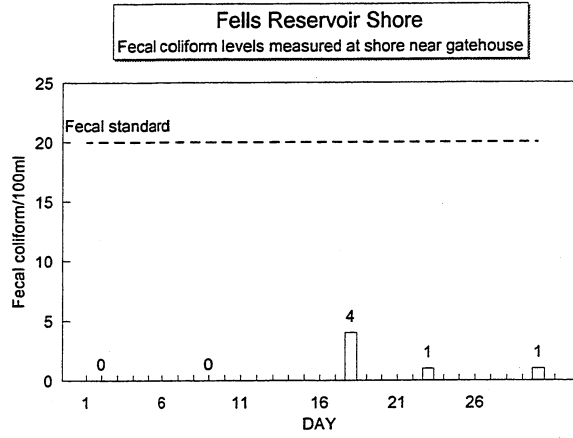
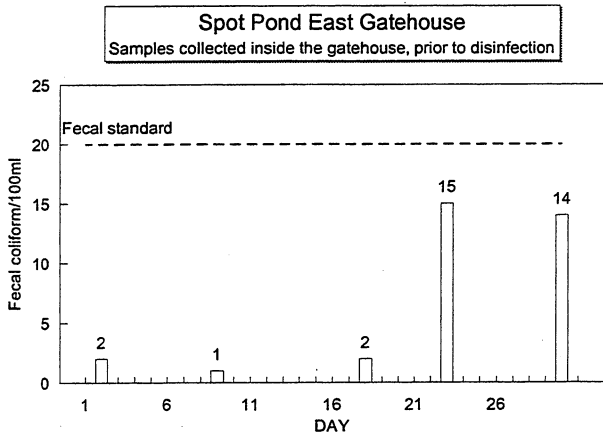
SOURCE WATER FECAL COLIFORM LEVELS AT SPOT POND AND FELLS RESERVOIR JUNE 1997

Target

Samples from Spot Pond are collected inside the East Gatehouse prior to disinfection. Disinfected water from Spot Pond supplies the Fells Reservoir and Bear Hill Standpipe service areas. Fells Reservoir samples are collected from the shore at a point near the gatehouse. If Fells Reservoir is filling, samples may contain a chlorine residual from the chlorination that occurs at Spot Pond. The SDWA standard is that no more than 20 fecal coliform/100 ml be present in 10% of samples over a 6-month period.

Highlights

Fecal coliform levels have remained below the SDWA standard at Spot Pond and Fells Reservoir throughout the month.



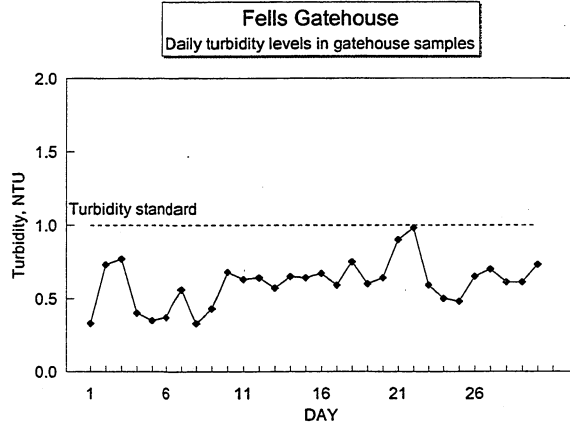
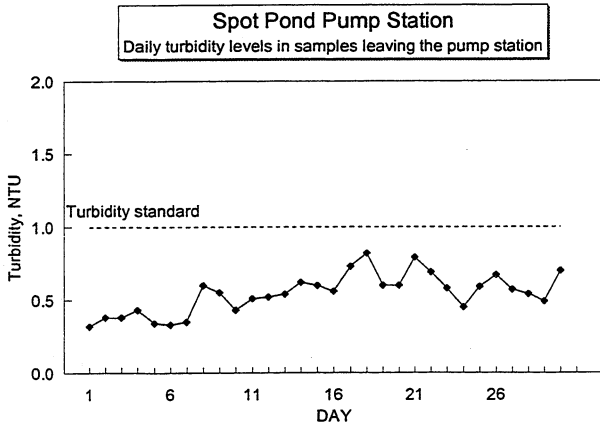
SOURCE WATER TURBIDITY LEVELS AT SPOT POND AND FELLS RESERVOIR JUNE 1997

Target

Turbidity values are highly variable at Spot Pond and Fells Reservoir due to variability in water flow. Spot Pond samples are collected at a point after chlorination and represents water leaving the pump station. Fells Reservoir samples are collected in the gatehouse. The Massachusetts Department of Environmental Protection standard for source water turbidity is 1.0 NTU.

Highlights

Turbidity levels at Spot Pond and Fells Reservoir were variable but did not exceed the DEP standard. Spot Pond turbidity averaged 0.54 NTU and Fells Reservoir averaged 0.60 NTU over the month.



MWRA

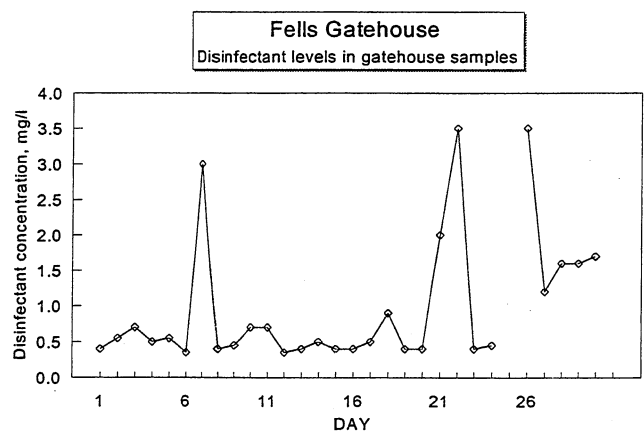
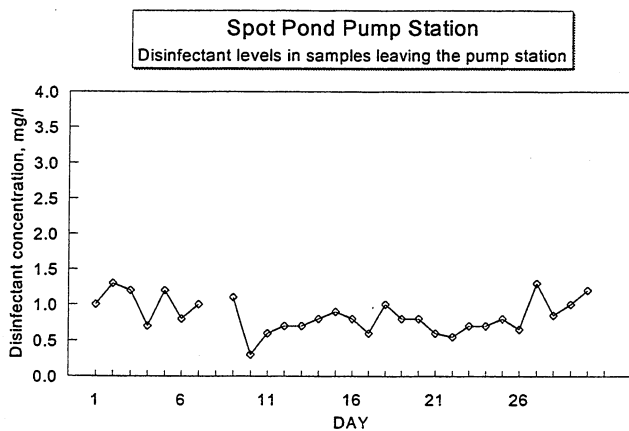
TREATED WATER DISINFECTANT LEVELS AT SPOT POND AND FELLS RESERVOIR JUNE 1997

Target

Target disinfectant dosage levels at Spot Pond and Fells Reservoir are normally 1.0 mg/l of free chlorine although higher levels may be desired depending upon water temperature, presence of fecal coliform, or changing local conditions. Target levels are difficult to maintain due to the type of chlorine feed equipment used and the highly variable flow at these locations. Residuals are measured at a point immediately after disinfection.

Highlights

Disinfectant residual levels at Spot Pond and Fells Reservoir were highly variable throughout the month. On the 22th and 26th, disinfectant levels at Fells jumped to 3.5 mg/l, likely due to temporary stagnant conditions at the reservoir while samples were collected. Otherwise, satisfactory residuals were maintained at all times.



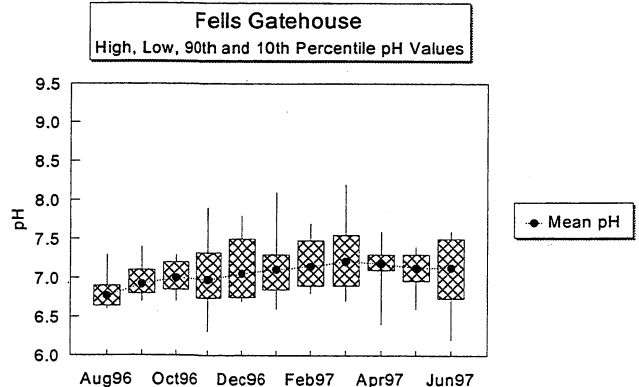
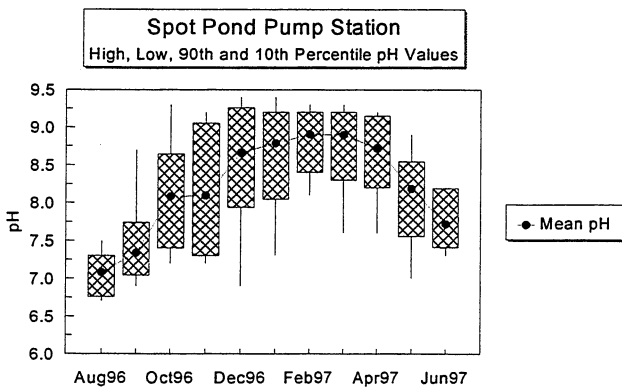
TREATED WATER pH LEVELS AT SPOT POND AND FELLS RESERVOIR JUNE 1997

Target

The pH of Spot Pond water is monitored and adjusted to reduce corrosivity in order to minimize the leaching of lead and copper from service lines and home plumbing systems into the water. The target pH is between 7 and 8 pH units.

Highlights

pH levels are variable at these locations. During the month of June, eighty percent of samples ranged between 7.4 and 8.2 pH units at Spot Pond Reservoir, and between 6.7 and 7.5 at Fells Reservoir. The average pH at Spot Pond was 7.7 and for Fells was 7.1 pH units.



**FREQUENCY OF SOURCE WATER
QUALITY SAMPLING PROGRAM**

PARAMETER	MWRA SAMPLES
Total and Fecal coliform	daily at source reservoirs, weekly in distribution reservoirs
Turbidity	daily at source and distribution reservoirs
pH	daily at distribution reservoirs
Chemical analyses	periodically as required under SDWA
Radionuclides	as required, currently every five years

**FREQUENCY OF TREATED WATER
QUALITY SAMPLING PROGRAM**

PARAMETER	MWRA SAMPLES	COMMUNITY SAMPLES
Total coliform	weekly at select locations	frequency and number depends on population served
Disinfectant Residual	weekly at select locations	collected with total coliform samples
pH	weekly at select locations	

FEDERAL SAFE DRINKING WATER ACT (SDWA)

The Surface Water Treatment Rule (SWTR) of the SDWA sets standards for unfiltered use of MWRA's source waters from the Quabbin and Wachusett Reservoirs. If such standards are not met, filtration could be required. The standards relate to coliform, turbidity, color, watershed protection, disinfection and monitoring, and the absence of waterborne disease outbreaks. Quabbin Reservoir has demonstrated compliance with the standards and has therefore been found to be exempt from the filtration requirement. A decision about filtration of Wachusett source water has been deferred until 1998 as part of the consideration of treatment process technology at the new MWRA treatment plant to be constructed at Walnut Hill.

Customer communities must also meet certain standards under the SDWA concerning distribution of treated drinking water. The Total Coliform Rule (TCR) helps to alert the local water suppliers to possible local distribution system issues as well as the adequacy of residual disinfection. MWRA provides testing services for many of the communities, and tests over 1500 samples per month. Under the SDWA, a violation of the TCR occurs when greater than 5% of the samples are positive for total coliform.

DISINFECTANT RESIDUAL

The effectiveness of disinfection is calculated by determining the length of time water is in contact with a specific dosage of disinfectant. This calculated value is commonly called CT (Concentration multiplied by Time) and is derived mathematically from assumptions about the residual disinfectant dosage in the water as it reaches the user multiplied by the travel time from the point of application of the disinfectant.

The required CT to provide target inactivation varies somewhat due to ambient pH or temperature conditions, as well as the strength of the disinfectant, *e.g.* free chlorine has greater pathogen inactivation properties than chloramines in the same concentration. The calculated CT of the disinfection system is then compared to the required values necessary to achieve the desired level of inactivation of key pathogens such as bacteria, viruses, and protozoa. In this classification of pathogens, bacteria are the most prevalent

and are the first focus of disinfection. Fortunately, harmful bacteria are relatively easily inactivated by chlorination. Viruses are more resistant to chlorination. *Giardia* and *cryptosporidium* are examples of pathogenic protozoa that are particularly difficult to inactivate using normal dosages of chlorine but are less commonly found in source waters.

The reduction of residual disinfectant levels within a pipeline system is affected by a variety of factors including temperature, presence of organic matter in

the water or on the pipe surface and corrosion of the pipe surface. For residual disinfection, MWRA uses a chlorine-ammonia combination to form chloramines, a longer-lasting residual disinfectant than free chlorine alone. The level of the residual disinfectant is measured throughout the distribution system using a colorimetric test by which a color change in the sample is compared to a color chart in order to estimate the disinfectant concentration within a reasonable degree of accuracy.

GLOSSARY

CHLORINATION: Disinfection by adding chlorine.

CHLORAMINATION: Disinfection by adding a mixture of chlorine and ammonia.

COLIFORM BACTERIA: Group of bacteria that indicate the possibility of contamination in a water supply. A subclass of the coliform group, fecal coliform bacteria, indicate possible contamination from intestinal sources.

CORROSION CONTROL FACILITY: Water quality facility that helps to stabilize both the water's pH and alkalinity by adding soda ash and carbon dioxide.

CRYPTOSPORIDIUM: Microscopic protozoa which, when ingested, can result in diarrhea and other flu-like symptoms.

ESCHERICHIA COLI (E. COLI): A bacterium that is a primary indicator of fecal contamination in a water supply. *E. coli* is a member of the coliform group of bacteria.

GIARDIA LAMBLIA: Microscopic protozoa which, when ingested, can result in diarrhea and other flu-like symptoms.

NTU: Nephelometric turbidity unit. A standard measure of turbidity in a water sample.

PATHOGENS: Disease-causing organisms.

RESERVOIR: A natural or man-made basin where water is collected and stored in large quantities before being supplied to a community.

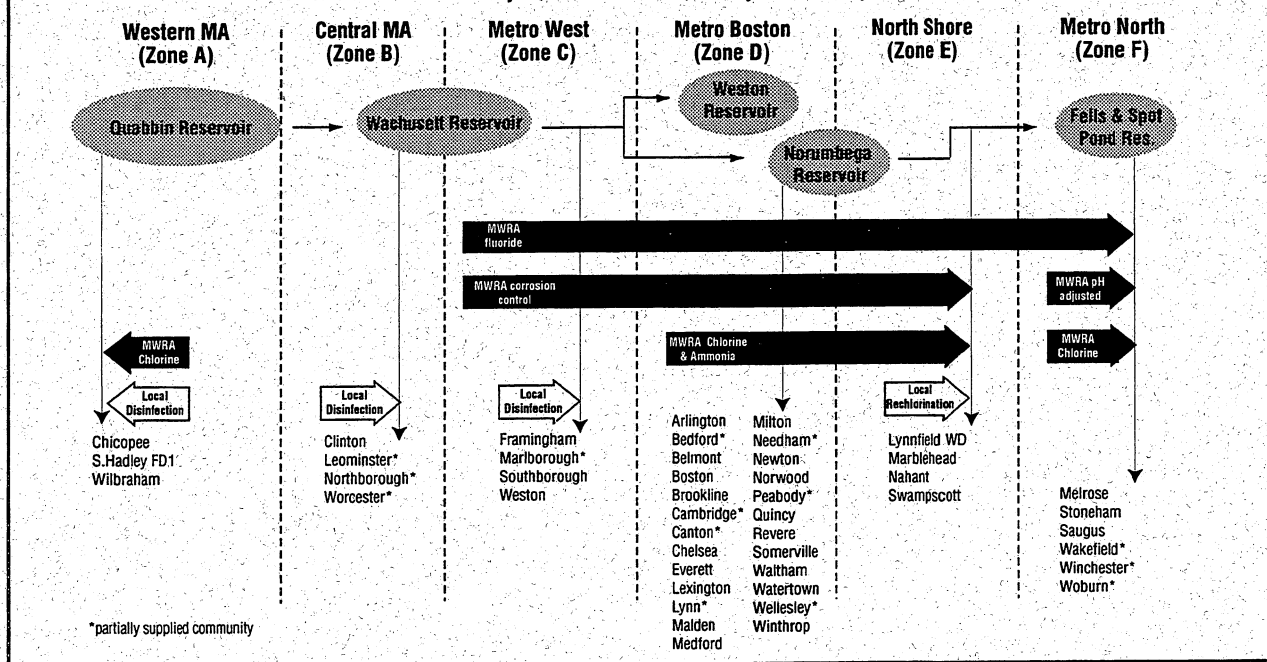
SAFE DRINKING WATER ACT (SDWA): Federal drinking water quality regulations.

TOTAL COLIFORM RULE (TCR): SDWA standard that limits the level of total coliform positive results allowed each month in a community.

TURBIDITY: Measure of the particulate matter in a water sample.

MWRA WATER SUPPLY AND TREATMENT

To view the level of treatment your water has received, locate your community on the chart.



Prepared under the direction of:
Douglas B. MacDonald, Executive Director
William A. Brutsch, Waterworks Director
D. Kelly O'Day, Operations Director, Waterworks