

DEER ISLAND TREATMENT PLANT

NATIONAL POLLUTANT DISCHARGE ELIMINATION SYSTEM (NPDES)

NOVEMBER 2000 - DISCHARGE MONITORING REPORT (DMR)

PERMITTEE NAME / ADDRESS

NAME MWRA
 ADDRESS CHARLESTOWN NAVY YARD
 100 FIRST AVE
 BOSTON MA 02129

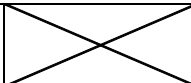
FACILITY MWRA
 LOCATION BOSTON MA 02129
 ATTN: Michael Hornbrook


MA0103284			T01 A		
PERMIT NUMBER			DISCHARGE NUMBER		
MONITORING PERIOD					
FROM			TO		
YEAR	MO	DAY	YEAR	MO	DAY
00	11	1	00	11	30


MAJOR
 (SUBR E)
 F - FINAL
 TREATED SANITARY
 WASTEWATER

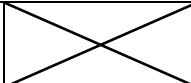
*** NO DISCHARGE ***


PARAMETER (32-37)	X	QUANTITY OR LOADING			QUANTITY OR LOADING				NO. EX (62-63)	FREQUENCY OF ANALYSIS (64-68)	SAMPLE TYPE (69-70)
		AVERAGE	MAXIMUM	UNITS	MINIMUM (MO AVE)	AVERAGE (WKLY)	MAXIMUM (DAILY)	UNITS			
PH EFFLUENT	SAMPLE MEASUREMENT	*****	*****	*****	6.1	*****	7.3		0	01 / 01	GR
	PERMIT LIMIT	*****	*****		6.0 MINIMUM	*****	9.0 MAXIMUM	SU		DAILY	GRAB
SOLIDS, TOTAL SUSPENDED INFLUENT	SAMPLE MEASUREMENT	*****	*****	*****	142	191	298	(19)	0	01 / 01	24
	PERMIT LIMIT	*****	*****		REPORT MO AVG	REPORT WKLY AVG	REPORT DAILY MX	MG/L		DAILY	COMP24
SOLIDS, TOTAL SUSPENDED EFFLUENT	SAMPLE MEASUREMENT	*****	*****	*****	11.1	13.8	29.0	(19)	0	01 / 01	24
	PERMIT LIMIT	*****	*****		30 MO AVG	45 WKLY AVG	REPORT DAILY MX	MG/L		DAILY	COMP24
SOLIDS, SETTLEABLE EFFLUENT	SAMPLE MEASUREMENT	*****	*****	*****	*****	0.16	0.5	(25)	0	01 / 01	GR
	PERMIT LIMIT	*****	*****		*****	REPORT WKLY AVG	REPORT DAILY MX	ML/L		DAILY	GRAB
NITROGEN, AMMONIA TOTAL (AS N) EFFLUENT	SAMPLE MEASUREMENT	*****	*****	*****	20.317	*****	*****	(19)	0	06/30	24
	PERMIT LIMIT	*****	*****		REPORT MO AVG	*****	*****	mg/L MG/L		ONCE / MONTH	COMP24
NITROGEN, NITRITE TOTAL (AS N) EFFLUENT	SAMPLE MEASUREMENT	*****	*****	*****	0.133	*****	*****	(19)	0	06/30	24
	PERMIT LIMIT	*****	*****		REPORT MO AVG	*****	*****	mg/L MG/L		ONCE / MONTH	COMP24
NITROGEN, NITRATE TOTAL (AS N) EFFLUENT	SAMPLE MEASUREMENT	*****	*****	*****	0.210	*****	*****	(19)	0	06/30	24
	PERMIT LIMIT	*****	*****		REPORT MO AVG	*****	*****	mg/L MG/L		ONCE / MONTH	COMP24

PARAMETER (32-37)		(3 Card Only) QUANTITY OR LOADING (46-53) (54-61)			(4 Card Only) QUANTITY OR LOADING (38-45) (46-53) (54-61)				NO. EX (62-63)	FREQUENCY OF ANALYSIS (64-68)	SAMPLE TYPE (69-70)
		AVERAGE	MAXIMUM	UNITS	MINIMUM	AVERAGE	MAXIMUM	UNITS			
NITROGEN, KJELDAHL TOTAL (AS N) EFFLUENT	SAMPLE MEASUREMENT	*****	*****	*****	27.433	*****	*****	(19) mg/L	0	06/30	24
	PERMIT LIMIT	*****	*****	*****	REPORT MO AVG	*****	*****	MG/L		ONCE / MONTH	COMP24
CHLORIDE (AS CL) INFLUENT	SAMPLE MEASUREMENT	*****	*****	*****	*****	*****	544	(19) mg/L	0	01 / 01	GR
	PERMIT LIMIT	*****	*****	*****	*****	*****	REPORT DAILY MX	MG/L		DAILY	GRAB
ARSENIC, TOTAL (AS AS) EFFLUENT	SAMPLE MEASUREMENT	*****	*****	*****	0	*****	0	(28) UG/L	0	02/30	24
	PERMIT LIMIT	*****	*****	*****	REPORT MO AVG	*****	REPORT DAILY MX	UG/L		ONCE / MONTH	COMP24
COPPER TOTAL RECOVERABLE EFFLUENT	SAMPLE MEASUREMENT	*****	*****	*****	14.29	*****	21.80	(28) UG/L	0	06/30	24
	PERMIT LIMIT	*****	*****	*****	REPORT MO AVG	*****	REPORT DAILY MX	UG/L		ONCE / MONTH	COMP24
COLIFORM, FECAL - % of total number of samples exceeding 14000 #/100mL EFFLUENT	SAMPLE MEASUREMENT	*****	*****	*****	0	*****	*****	%	0	90/30	CA
	PERMIT LIMIT	*****	*****	*****	10 MAXIMUM	3 EVNT TOT	*****	PERCENT		THREE / DAY	GRAB
PCB-1016 (AROCHLOR 1016) EFFLUENT	SAMPLE MEASUREMENT	*****	*****	*****	0	*****	0	(28) UG/L	0	02/30	24
	PERMIT LIMIT	*****	*****	*****	0.000045 MO AVG	*****	REPORT DAILY MX	UG/L		ONCE / MONTH	COMP24
4, 4'-DDT (P, P'-DDT) EFFLUENT	SAMPLE MEASUREMENT	*****	*****	*****	0	*****	0	(28) UG/L	0	02/30	24
	PERMIT LIMIT	*****	*****	*****	REPORT MO AVG	*****	REPORT DAILY MX	UG/L		ONCE / MONTH	COMP24

PARAMETER (32-37)		(3 Card Only) QUANTITY OR LOADING (46-53) (54-61)			(4 Card Only) QUANTITY OR LOADING (38-45) (46-53) (54-61)				NO. EX (62-63)	FREQUENCY OF ANALYSIS (64-68)	SAMPLE TYPE (69-70)
		AVERAGE	MAXIMUM	UNITS	MINIMUM	AVERAGE	MAXIMUM	UNITS			
ALDRIN EFFLUENT GROSS VALUE	SAMPLE MEASUREMENT	*****	*****	*****	0.00	*****	0.00	(28)	0	02/30	24
	PERMIT LIMIT	*****	*****	*****	REPORT MO AVG	*****	REPORT DAILY MX	UG/L		ONCE / MONTH	COMP24
CHLORDANE, ALPHA, WHOLE WATER EFFLUENT GROSS VALUE	SAMPLE MEASUREMENT	*****	*****	*****	0.00	*****	0.00	(28)	0	02/30	24
	PERMIT LIMIT	*****	*****	*****	REPORT MO AVG	*****	REPORT DAILY MX	UG/L		ONCE / MONTH	COMP24
CHLORDANE (TECH MIX. AND METABOLITES) EFFLUENT GROSS VALUE	SAMPLE MEASUREMENT	*****	*****	*****	0.00	*****	0.00	(28)	0	02/30	24
	PERMIT LIMIT	*****	*****	*****	REPORT MO AVG	*****	REPORT DAILY MX	UG/L		ONCE / MONTH	COMP24
DIELDRIN EFFLUENT GROSS VALUE	SAMPLE MEASUREMENT	*****	*****	*****	0.00	*****	0.00	(28)	0	02/30	24
	PERMIT LIMIT	*****	*****	*****	REPORT MO AVG	*****	REPORT DAILY MX	UG/L		ONCE / MONTH	COMP24
HEPTACHLOR EFFLUENT GROSS VALUE	SAMPLE MEASUREMENT	*****	*****	*****	0.00	*****	0.00	(28) UG/L	0	02/30	24
	PERMIT LIMIT	*****	*****	*****	REPORT MO AVG	*****	REPORT DAILY MX			ONCE / MONTH	COMP24
HEPTACHLOR EPOXIDE EFFLUENT GROSS VALUE	SAMPLE MEASUREMENT	*****	*****	*****	0.00	*****	0.00	(28) UG/L	0	02/30	24
	PERMIT LIMIT	*****	*****	*****	REPORT MO AVG	*****	REPORT DAILY MX			ONCE / MONTH	COMP24
PCB-1221 (AROCHLOR 1221) EFFLUENT GROSS VALUE	SAMPLE MEASUREMENT	*****	*****	*****	0.00	*****	0.00	(28)	0	02/30	24
	PERMIT LIMIT	*****	*****	*****	0.000045 MO AVG	*****	REPORT DAILY MX	UG/L		ONCE / MONTH	COMP24

PARAMETER (32-37)		(3 Card Only) QUANTITY OR LOADING (46-53) (54-61)			(4 Card Only) QUANTITY OR LOADING (38-45) (46-53) (54-61)			NO. EX (62-63)	FREQUENCY OF ANALYSIS (64-68)	SAMPLE TYPE (69-70)	
		AVERAGE	MAXIMUM	UNITS	MINIMUM	AVERAGE	MAXIMUM				UNITS
PCB-1232 (AROCHLOR 1232) EFFLUENT GROSS VALUE	SAMPLE MEASUREMENT	*****	*****	*****	0.00	*****	0.00	(28)	0	02/30	24
	PERMIT LIMIT	*****	*****	*****	0.000045 MO AVG	*****	REPORT DAILY MX	UG/L		ONCE / MONTH	COMP24
PCB-1242 (AROCHLOR 1242) EFFLUENT GROSS VALUE	SAMPLE MEASUREMENT	*****	*****	*****	0.00	*****	0.00	(28)	0	02/30	24
	PERMIT LIMIT	*****	*****	*****	0.000045 MO AVG	*****	REPORT DAILY MX	UG/L		ONCE / MONTH	COMP24
PCB-1248 (AROCHLOR 1248) EFFLUENT GROSS VALUE	SAMPLE MEASUREMENT	*****	*****	*****	0.00	*****	0.00	(28)	0	02/30	24
	PERMIT LIMIT	*****	*****	*****	0.000045 MO AVG	*****	REPORT DAILY MX	UG/L		ONCE / MONTH	COMP24
PCB-1254 (AROCHLOR 1254) EFFLUENT GROSS VALUE	SAMPLE MEASUREMENT	*****	*****	*****	0.00	*****	0.00	(28) UG/L	0	02/30	24
	PERMIT LIMIT	*****	*****	*****	0.000045 MO AVG	*****	REPORT DAILY MX			ONCE / MONTH	COMP24
PCB-1260 (AROCHLOR 1260) EFFLUENT GROSS VALUE	SAMPLE MEASUREMENT	*****	*****	*****	0.00	*****	0.00	(28) UG/L	0	02/30	24
	PERMIT LIMIT	*****	*****	*****	0.000045 MO AVG	*****	REPORT DAILY MX			ONCE / MONTH	COMP24
POLYCHLORINATED BIPHENYLS (PCBS) EFFLUENT GROSS VALUE	SAMPLE MEASUREMENT	*****	*****	*****	0.00	*****	0.00	(28)	0	01/30	24
	PERMIT LIMIT	*****	*****	*****	REPORT MO AVG	*****	REPORT DAILY MX	nG/L		ONCE / MONTH	COMP24
HEXACHLOROBENZENE EFFLUENT GROSS VALUE	SAMPLE MEASUREMENT	*****	*****	*****	0.00	*****	0.00	(28)	0	02/30	24
	PERMIT LIMIT	*****	*****	*****	REPORT MO AVG	*****	REPORT DAILY MX	UG/L		ONCE / MONTH	COMP24

PARAMETER (32-37)		(3 Card Only) QUANTITY OR LOADING (46-53) (54-61)			(4 Card Only) QUANTITY OR LOADING (38-45) (46-53) (54-61)				NO. EX (62-63)	FREQUENCY OF ANALYSIS (64-68)	SAMPLE TYPE (69-70)
		AVERAGE	MAXIMUM	UNITS	MINIMUM	AVERAGE	MAXIMUM	UNITS			
CHLORDANE, GAMMA, WHOLE WATER EFFLUENT GROSS VALUE	SAMPLE MEASUREMENT	*****	*****	*****	0.00	*****	0.00	(28)	0	02/30	24
	PERMIT LIMIT	*****	*****	*****	REPORT MO AVG	*****	REPORT DAILY MX	UG/L		ONCE / MONTH	COMP24
FLOW, IN CONDUIT OR THRU TREATMENT PLANT EFFLUENT GROSS VALUE	SAMPLE MEASUREMENT	342.5	671.8	(03) mgd	*****	*****	*****	*****	0	99 / 99	RC
	PERMIT LIMIT	REPORT MO AVG	REPORT DAILY MX	MGD	*****	*****	*****	*****		CONTIN- UOUS	RCORDR
CHLORINE, TOTAL RESIDUAL EFFLUENT GROSS VALUE	SAMPLE MEASUREMENT	*****	*****	*****	32	*****	50	(19)	0	03 / 01	GR
	PERMIT LIMIT	*****	*****	*****	456 MO AVG	*****	631 DAILY MX	ug/L		THREE / DAY	GRAB
MERCURY, TOTAL (AS HG) EFFLUENT GROSS VALUE	SAMPLE MEASUREMENT	*****	*****	*****	0.0218	*****	0.0360	(28)	0	05/30	24
	PERMIT LIMIT	*****	*****	*****	REPORT MO AVG	*****	REPORT DAILY MX	UG/L		ONCE / MONTH	COMP24
COLIFORM, FECAL GENERAL EFFLUENT GROSS VALUE	SAMPLE MEASUREMENT	*****	*****	*****	N/A			(13)			
	PERMIT LIMIT	*****	*****	*****	200 MoGeoMea	200 WKLY MN	400 DAILY MX	#/100ML		THREE / DAY	GRAB
COLIFORM, FECAL GENERAL EFFLUENT GROSS VALUE	SAMPLE MEASUREMENT	*****	*****	*****	*****	12	128	(13)	0	03/01	GR
	PERMIT LIMIT	*****	*****	*****	*****	14000 WKLY MN	14000 DAILY MX	#/100ML		THREE / DAY	GRAB
CYANIDE, TOTAL EFFLUENT GROSS VALUE	SAMPLE MEASUREMENT	*****	*****	*****	0.00	*****	0.00	(28)	0	02/30	GR
	PERMIT LIMIT	*****	*****	*****	REPORT MO AVG	*****	REPORT DAILY MX	UG/L		ONCE / MONTH	GRAB

PARAMETER (32-37)		(3 Card Only) QUANTITY OR LOADING (46-53) (54-61)			(4 Card Only) QUANTITY OR LOADING (38-45) (46-53) (54-61)				NO. EX (62-63)	FREQUENCY OF ANALYSIS (64-68)	SAMPLE TYPE (69-70)
		AVERAGE	MAXIMUM	UNITS	MINIMUM	AVERAGE	MAXIMUM	UNITS			
VOLATILE FRACTION ORGANICS (EPA 624) EFFLUENT GROSS VALUE	SAMPLE MEASUREMENT	*****	*****	*****	23	*****	39	(28)	0	02/30	GR
	PERMIT LIMIT	*****	*****	*****	REPORT MO AVG	*****	REPORT DAILY MX	UG/L		ONCE / MONTH	GRAB
CBOD5 / NH3-N RAW SEW/INFLUENT	SAMPLE MEASUREMENT	*****	*****	*****	114	140	167	(19)	0	01 / 01	24
	PERMIT LIMIT	*****	*****	*****	REPORT MO AVG	REPORT WKLY AVG	REPORT DAILY MX	mg/L MG/L		DAILY	COMP24
CBOD5 / NH3-N EFFLUENT GROSS VALUE	SAMPLE MEASUREMENT	*****	*****	*****	11	12	25	(19)	0	01 / 01	24
	PERMIT LIMIT	*****	*****	*****	25 MO AVG	40 WKLY AVG	REPORT DAILY MX	mg/L MG/L		DAILY	COMP24
FLOW, TOTAL EFFLUENT GROSS VALUE	SAMPLE MEASUREMENT	327.2	304.5	(03) mgd	*****	*****	*****	*****	0	99 / 99	RC
	PERMIT LIMIT	436 ANNL AVG	REPORT MO AVG	MGD	*****	*****	*****	*****		CONTIN- UOUS	RCORDR
NAME / TITLE PRINCIPAL EXECUTIVE OFFICER		I CERTIFY UNDER PENALTY OF LAW THAT I HAVE PERSONALLY EXAMINED AND AM FAMILIAR WITH THE INFORMATION SUBMITTED HEREIN; AND BASED ON MY INQUIRY OF THOSE INDIVIDUALS IMMEDIATELY RESPONSIBLE FOR OBTAINING THE INFORMATION, I BELIEVE THE SUBMITTED INFORMATION IS TRUE, ACCURATE AND COMPLETE. I AM AWARE THAT THERE ARE SIGNIFICANT PENALTIES FOR SUBMITTING FALSE INFORMATION, INCLUDING THE POSSIBILITY OF FINE AND IMPRISONMENT.						See original form for signature	TELEPHONE	DATE	
Michael F. Hornbrook Chief Operating Officer									(617)788-4704	09/15/2000	

DEER ISLAND TREATMENT PLANT

NATIONAL POLLUTANT DISCHARGE ELIMINATION SYSTEM (NPDES)

NOVEMBER 2000 - DISCHARGE MONITORING REPORT (DMR)

PERMITTEE NAME / ADDRESS
 NAME MWRA
 ADDRESS CHARLESTOWN NAVY YARD
 100 FIRST AVE
 BOSTON MA 02129
 FACILITY MWRA
 LOCATION BOSTON MA 02129
 ATTN: Michael Hornbrook

MA0103284			T01 T		
PERMIT NUMBER			DISCHARGE NUMBER		
MONITORING PERIOD					
FROM			TO		
YEAR	MO	DAY	YEAR	MO	DAY
00	11	1	00	11	30

MAJOR
 (SUBR E)
 F - FINAL
 TUNNEL WET DATA

*** NO DISCHARGE ***

PARAMETER (32-37)	SAMPLE MEASUREMENT / PERMIT LIMIT	(3 Card Only) QUANTITY OR LOADING (46-53) (54-61)			(4 Card Only) QUANTITY OR LOADING (38-45) (46-53) (54-61)			NO. EX (62-63)	FREQUENCY OF ANALYSIS (64-68)	SAMPLE TYPE (69-70)	
		AVERAGE	MAXIMUM	UNITS	MINIMUM	AVERAGE	MAXIMUM				UNITS
LC50 STAT 48HR ACU M YSID. BAHIA TAA3E 1 0 2 EFFLUENT GROSS	SAMPLE MEASUREMENT	*****	*****	****	100	*****	*****	(23) %	0	01/30	24
	PERMIT LIMIT	*****	*****	****	50 DAILY MN	*****	*****	PERCENT		ONCE / MONTH	COMP24
LC50 STAT 48HR ACU M ENDIA TBD6B 1 0 2 EFFLUENT GROSS	SAMPLE MEASUREMENT	*****	*****	****	96.8	*****	*****	(23) %	0	01/30	24
	PERMIT LIMIT	*****	*****	****	50 DAILY MN	*****	*****	PERCENT		ONCE / MONTH	COMP24
NOEL STAT 1HR FERT CHR ARBACIA TBH3A 1 0 2 EFFLUENT GROSS	SAMPLE MEASUREMENT	*****	*****	****	12.5	*****	*****	(23) %	0	01/30	24
	PERMIT LIMIT	*****	*****	****	1.5 DAILY MN	*****	*****	PERCENT		ONCE / MONTH	COMP24
NOAEL STATRE 7DAY CH R MENIDIA TDP6B 1 0 2 EFFLUENT GROSS	SAMPLE MEASUREMENT	*****	*****	****	25	*****	*****	(9A) PASS=0	0	01/30	24
	PERMIT LIMIT	*****	*****	****	1.5 DAILY MN	*****	*****	FAIL=1		ONCE / MONTH	COMP24
NAME / TITLE PRINCIPAL EXECUTIVE OFFICER	I CERTIFY UNDER PENALTY OF LAW THAT I HAVE PERSONALLY EXAMINED AND AM FAMILIAR WITH THE INFORMATION SUBMITTED HEREIN; AND BASED ON MY INQUIRY OF THOSE INDIVIDUALS IMMEDIATELY RESPONSIBLE FOR OBTAINING THE INFORMATION, I BELIEVE THE SUBMITTED INFORMATION IS TRUE, ACCURATE AND COMPLETE. I AM AWARE THAT THERE ARE SIGNIFICANT PENALTIES FOR SUBMITTING FALSE INFORMATION, INCLUDING THE POSSIBILITY OF FINE AND IMPRISONMENT.							See original form for signature	TELEPHONE	DATE	
Michael F. Hornbrook Chief Operating Officer									(617)788-4704	09/15/2000	

COTTAGE FARM CSO

PERMITTEE NAME / ADDRESS
 NAME MWRA
 ADDRESS CHARLESTOWN NAVY YARD
 100 FIRST AVE
 BOSTON MA 02129
 FACILITY MWRA
 LOCATION BOSTON MA 02129
 ATTN: Michael Hornbrook

NATIONAL POLLUTANT DISCHARGE ELIMINATION SYSTEM (NPDES)

NOVEMBER 2000 - DISCHARGE MONITORING REPORT (DMR)

MA0103284
PERMIT NUMBER

C01 A
DISCHARGE NUMBER

MINOR
 (SUBR E)
 F - FINAL
 CSO 201- MONTHLY & QUARTERLY

MONITORING PERIOD					
FROM			TO		
YEAR	MO	DAY	YEAR	MO	DAY
2000	11	1	2000	11	31

*** NO DISCHARGE ***

PARAMETER (32-37)	X	(3 Card Only) QUANTITY OR LOADING (46-53) (54-61)			(4 Card Only) QUANTITY OR LOADING (38-45) (46-53) (54-61)				NO. EX (62-63)	FREQUENCY OF ANALYSIS (64-68)	SAMPLE TYPE (69-70)
		AVERAGE	MAXIMUM	UNITS	MINIMUM	AVERAGE	MAXIMUM	UNITS			
FLOW RATE EFFLUENT	SAMPLE MEASUREMENT	3.55	5.87	MGPH	*****	*****	*****	*****	0	01/DS	CA
	PERMIT REQUIREMENT	REPORT MO AVE	REPORT DAILY MX		*****	*****	*****		*****	ALL EVENTS	CALCULATE D
DISCHARGE DURATION EFFLUENT	SAMPLE MEASUREMENT	280	510	MINUTE S	*****	*****	*****	*****	0	99/99	RC
	PERMIT REQUIREMENT	REPORT AVERAGE	REPORT MAXIMUM		*****	*****	*****		*****	ALL EVENTS	CONTINUOU S
BOD, 5 - DAY (20 DEG. C) EFFLUENT	SAMPLE MEASUREMENT	*****	*****	****	*****	97.1	97.1	(19)	0	01/DS	COMPOS
	PERMIT REQUIREMENT	*****	*****	****	*****	REPORT AVERAGE	REPORT MAXIMUM	mg/L	0	FOUR/ YEAR	COMPOS
PH EFFLUENT	SAMPLE MEASUREMENT	*****	*****	****	6.8	*****	7.5	(12)	0	07/DS	GRAB
	PERMIT REQUIREMENT	*****	*****	****	6.5 DAILY MN	*****	8.3 DAILY MX	SU	0	FOUR/ YEAR	GRAB
SOLIDS, TOTAL SUSPENDED EFFLUENT	SAMPLE MEASUREMENT	*****	*****	****	*****	123	252	(19)	0	06/DS	GRAB
	PERMIT REQUIREMENT	*****	*****	****	*****	REPORT AVERAGE	REPORT MAXIMUM	mg/L	0	FOUR/ YEAR	GRAB
RAINFALL EFFLUENT	SAMPLE MEASUREMENT	0.15	1.46	INCHES /DAY	*****	*****	*****	*****	0	01/DS	CONTIN
	PERMIT REQUIREMENT	REPORT AVERAGE	REPORT MAXIMUM		*****	*****	*****		*****	ALL EVENTS	CONTINUOU S
FLOW, IN CONDUIT OR THRU TREATMENT PLANT EFFLUENT	SAMPLE MEASUREMENT	17.80	33.72	(03)	*****	*****	*****	*****	0	01/DS	CONTIN
	PERMIT REQUIREMENT	REPORT MO AVE	REPORT DAILY MX	mgd	*****	*****	*****		CONTINUOU US	CONTINUOU S	

COTTAGE FARM CSO

PERMITTEE NAME / ADDRESS
 NAME MWRA
 ADDRESS CHARLESTOWN NAVY YARD
 100 FIRST AVE
 BOSTON MA 02129
 FACILITY MWRA
 LOCATION BOSTON MA 02129
 ATTN: Michael Hornbrook

NATIONAL POLLUTANT DISCHARGE ELIMINATION SYSTEM (NPDES)

NOVEMBER 2000 - DISCHARGE MONITORING REPORT (DMR)

MA0103284
PERMIT NUMBER

C01 A
DISCHARGE NUMBER

MINOR
 (SUBR E)
 F - FINAL
 CSO 201 - MONTHLY & QUARTERLY

MONITORING PERIOD					
FROM			TO		
YEAR	MO	DAY	YEAR	MO	DAY
2000	11	1	2000	11	30

*** NO DISCHARGE ***

PARAMETER (32-37)	SAMPLE MEASUREMENT / PERMIT REQUIREMENT	(3 Card Only) QUANTITY OR LOADING (46-53) (54-61)			(4 Card Only) QUANTITY OR LOADING (38-45) (46-53) (54-61)				NO. EX (62-63)	FREQUENCY OF ANALYSIS (64-68)	SAMPLE TYPE (69-70)
		AVERAGE	MAXIMUM	UNITS	MINIMUM	AVERAGE	MAXIMUM	UNITS			
CHLORINE, TOTAL RESIDUAL EFFLUENT	SAMPLE MEASUREMENT	*****	*****		0.12	*****	0.50	(19)	0*	05/DS	GRAB
	PERMIT REQUIREMENT	*****	*****	*****	0.1 MO AVG	*****	.25 (mx.hourly) DAILY MX	mg/L			
COLIFORM, FECAL GENERAL EFFLUENT	SAMPLE MEASUREMENT	*****	*****	*****	172	*****	172	(13)	0	07/DS	GRAB
	PERMIT REQUIREMENT	*****	*****	*****	REPORT MO AVG	*****	REPORT DAILY MX	#/100ML			
PRECIPITATION, VOLUME EFFLUENT	SAMPLE MEASUREMENT	Q		(03)	*****	*****	*****	*****		ALL EVENTS	CONTINUOU S
	PERMIT REQUIREMENT	REPORT AVERAGE	REPORT MAXIMUM	mgd	*****	*****	*****	*****			

*-Undergoing facility upgrade
 Q-CANNOT QUANTIFY RAINFALL VOLUME

COTTAGE FARM CSO

PERMITTEE NAME / ADDRESS
 NAME MWRA
 ADDRESS CHARLESTOWN NAVY YARD
 100 FIRST AVE
 BOSTON MA 02129
 FACILITY MWRA
 LOCATION BOSTON MA 02129
 ATTN: Michael Hornbrook

NATIONAL POLLUTANT DISCHARGE ELIMINATION SYSTEM (NPDES)
NOVEMBER 2000 - DISCHARGE MONITORING REPORT (DMR)

MA0103284
 PERMIT NUMBER

C01 A
 DISCHARGE NUMBER

MINOR
 (SUBR E)
 F - FINAL
 CSO 201 - MONTHLY & QUARTERLY

*** NO DISCHARGE ***

MONITORING PERIOD					
FROM			TO		
YEAR	MO	DAY	YEAR	MO	DAY
2000	11	1	2000	11	30

PARAMETER (32-37)	X	(3 Card Only) QUANTITY OR LOADING (46-53) (54-61)			(4 Card Only) QUANTITY OR LOADING (38-45) (46-53) (54-61)				NO. EX (62-63)	FREQUENCY OF ANALYSIS (64-68)	SAMPLE TYPE (69-70)
		AVERAGE	MAXIMUM	UNITS	MINIMUM	AVERAGE	MAXIMUM	UNITS			
LC50/PF STAT 24HR AC MYSID. BAHIA EFFLUENT	SAMPLE MEASUREMENT	*****	*****	*****	> 100	*****	*****	(23)	0	01/30	COMPOS
	PERMIT REQUIREMENT	*****	*****	*****	REPORT DAILY MN	*****	*****	%		SEMI / ANNUAL	COMPOSITE
LC50/PF STAT 24HR AC MENIDIA EFFLUENT	SAMPLE MEASUREMENT	*****	*****	*****	9	*****	*****	(23)			
	PERMIT REQUIREMENT	*****	*****	*****	REPORT DAILY MN	*****	*****	%		SEMI / ANNUAL	COMPOSITE
NAME / TITLE PRINCIPAL EXECUTIVE		I CERTIFY UNDER PENALTY OF LAW THAT I HAVE PERSONALLY EXAMINED AND AM FAMILIAR WITH THE INFORMATION SUBMITTED HEREIN; AND BASED ON MY INQUIRY OF THOSE INDIVIDUALS IMMEDIATELY RESPONSIBLE FOR OBTAINING THE INFORMATION, I BELIEVE THE SUBMITTED INFORMATION IS TRUE.							See original form for signature	TELEPHONE	DATE
Michael F. Hornbrook										(617)788-4359	12/15/2000

9-NO SAMPLING CONDUCTED THIS MONTH

PRISON POINT CSO

NATIONAL POLLUTANT DISCHARGE ELIMINATION SYSTEM (NPDES)

NOVEMBER 2000 - DISCHARGE MONITORING REPORT (DMR)

PERMITTEE NAME / ADDRESS

NAME MWRA
 ADDRESS CHARLESTOWN NAVY YARD
 100 FIRST AVE
 BOSTON MA 02129

FACILITY MWRA
 LOCATION BOSTON MA 02129
 ATTN: Michael Hornbrook

MA0103284
PERMIT NUMBER

C03 A
DISCHARGE NUMBER

MINOR (SUBR E)
 F - FINAL
 CSO 203 - MONTHLY & QUARTERLY

MONITORING PERIOD					
FROM			TO		
YEAR	MO	DAY	YEAR	MO	DAY
2000	11	1	2000	11	30

*** NO DISCHARGE ***

PARAMETER (32-37)		(3 Card Only) QUANTITY OR LOADING (46-53) (54-61)			(4 Card Only) QUANTITY OR LOADING (38-45) (46-53) (54-61)			NO. EX (62-63)	FREQUENCY OF ANALYSIS (64-68)	SAMPLE TYPE (69-70)	
		AVERAGE	MAXIMUM	UNITS	MINIMUM	AVERAGE	MAXIMUM				UNITS
FLOW RATE EFFLUENT	SAMPLE MEASUREMENT	4.56	6.42	MGPH	*****	*****	*****	*****	0	01/DS	CA
	PERMIT REQUIREMENT	REPORT MO AVE	REPORT DAILY MX		*****	*****	*****		*****	ALL EVENTS	CALCULATE D
DISCHARGE DURATION EFFLUENT	SAMPLE MEASUREMENT	270	450	MINUTE S	*****	*****	*****	*****	0	99/99	CONTIN
	PERMIT REQUIREMENT	REPORT AVERAGE	REPORT MAXIMUM		*****	*****	*****		*****	ALL EVENTS	CONTINUOU S
BOD, 5 - DAY (20 DEG. C) EFFLUENT	SAMPLE MEASUREMENT	*****	*****	*****	*****	9		(19)			
	PERMIT REQUIREMENT	*****	*****		*****	REPORT AVERAGE	REPORT MAXIMUM			mg/L	FOUR/ YEAR
PH EFFLUENT	SAMPLE MEASUREMENT	*****	*****	*****	9	*****		(12)			
	PERMIT REQUIREMENT	*****	*****		6.5 DAILY MN	*****	8.3 DAILY MX			SU	FOUR/ YEAR
SOLIDS, TOTAL SUSPENDED EFFLUENT	SAMPLE MEASUREMENT	*****	*****	*****	*****	9		(19)			
	PERMIT REQUIREMENT	*****	*****		*****	REPORT AVERAGE	REPORT MAXIMUM			mg/L	FOUR/ YEAR
RAINFALL EFFLUENT	SAMPLE MEASUREMENT	0.15	1.46	INCHES /DAY	*****	*****	*****	*****	0	01/DS	CONTIN
	PERMIT REQUIREMENT	REPORT AVERAGE	REPORT MAXIMUM		*****	*****	*****		*****	ALL EVENTS	CONTINUOU S
FLOW, IN CONDUIT OR THRU TREATMENT PLANT EFFLUENT	SAMPLE MEASUREMENT	18.33	23.25	(03) mgd	*****	*****	*****	*****		99/99	CONTIN
	PERMIT REQUIREMENT	REPORT MO AVE	REPORT DAILY MX		*****	*****	*****		*****	CONTINUOU US	CONTINUOU S

9-NO SAMPLING CONDUCTED THIS MONTH

PRISON POINT CSO

PERMITTEE NAME / ADDRESS
 NAME MWRA
 ADDRESS CHARLESTOWN NAVY YARD
 100 FIRST AVE
 BOSTON MA 02129
 FACILITY MWRA
 LOCATION BOSTON MA 02129
 ATTN: Michael Hornbrook

NATIONAL POLLUTANT DISCHARGE ELIMINATION SYSTEM (NPDES)
NOVEMBER 2000 - DISCHARGE MONITORING REPORT (DMR)

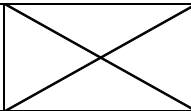
MA0103284
PERMIT NUMBER

C03 A
DISCHARGE NUMBER

MINOR
 (SUBR E)
 F - FINAL
 CSO 203 - MONTHLY & QUARTERLY

MONITORING PERIOD					
FROM			TO		
YEAR	MO	DAY	YEAR	MO	DAY
2000	11	1	2000	11	30

*** NO DISCHARGE ***

PARAMETER (32-37)		(3 Card Only) QUANTITY OR LOADING (46-53) (54-61)			(4 Card Only) QUANTITY OR LOADING (38-45) (46-53) (54-61)				NO. EX (62-63)	FREQUENCY OF ANALYSIS (64-68)	SAMPLE TYPE (69-70)
		AVERAGE	MAXIMUM	UNITS	MINIMUM	AVERAGE	MAXIMUM	UNITS			
CHLORINE, TOTAL RESIDUAL EFFLUENT	SAMPLE MEASUREMENT	*****	*****		9	*****		(19)			
	PERMIT REQUIREMENT	*****	*****	*****	0.1 MO AVG	*****	.25 (mx.hourly) DAILY MX	mg/L		ONCE/ DSCHRG	GRAB
COLIFORM, FECAL GENERAL EFFLUENT	SAMPLE MEASUREMENT	*****	*****		9	*****		(13)			
	PERMIT REQUIREMENT	*****	*****	*****	REPORT MO AVG	*****	REPORT DAILY MX	#/100ML		FOUR/ YEAR	GRAB
PRECIPITATION, VOLUME EFFLUENT	SAMPLE MEASUREMENT	Q		(03)	*****	*****	*****				
	PERMIT REQUIREMENT	REPORT AVERAGE	REPORT MAXIMUM	mgd	*****	*****	*****	*****		ALL EVENTS	CONTINUOU S

9-NO SAMPLING CONDUCTED THIS MONTH
 Q-CANNOT QUANTIFY RAINFALL VOLUME

SOMERVILLE MARGINAL CSO

NATIONAL POLLUTANT DISCHARGE ELIMINATION SYSTEM (NPDES)

NOVEMBER 2000 - DISCHARGE MONITORING REPORT (DMR)

PERMITTEE NAME / ADDRESS

NAME MWRA
ADDRESS CHARLESTOWN NAVY YARD
100 FIRST AVE
BOSTON MA 02129

FACILITY MWRA
LOCATION BOSTON MA 02129
ATTN: Michael Hornbrook

MA0103284
PERMIT NUMBER

C05
DISCHARGE NUMBER

MINOR

(SUBR E)

F - FINAL

CSO 205 - MONTHLY & QUARTERLY

MONITORING PERIOD					
FROM			TO		
YEAR	MO	DAY	YEAR	MO	DAY
2000	11	1	2000	11	30

*** NO DISCHARGE ***

PARAMETER (32-37)		(3 Card Only) QUANTITY OR LOADING (46-53) (54-61)			(4 Card Only) QUANTITY OR LOADING (38-45) (46-53) (54-61)				NO. EX (62-63)	FREQUENCY OF ANALYSIS (64-68)	SAMPLE TYPE (69-70)
		AVERAGE	MAXIMUM	UNITS	MINIMUM	AVERAGE	MAXIMUM	UNITS			
FLOW RATE EFFLUENT	SAMPLE MEASUREMENT	0.28	0.53	MGPH	*****	*****	*****	*****	0	01/DS	CA
	PERMIT REQUIREMENT	REPORT MO AVE	REPORT DAILY MX		*****	*****	*****		*****	ALL EVENTS	CALCULATE D
DISCHARGE DURATION EFFLUENT	SAMPLE MEASUREMENT	424	870	MINUTE S	*****	*****	*****	*****	0	99/99	CONTIN
	PERMIT REQUIREMENT	REPORT AVERAGE	REPORT MAXIMUM		*****	*****	*****		*****	ALL EVENTS	CONTINUOU S
BOD, 5 - DAY (20 DEG. C) EFFLUENT	SAMPLE MEASUREMENT	*****	*****	*****	*****	33.10	33.10	(19)	0	01/DS	COMPOS
	PERMIT REQUIREMENT	*****	*****		*****	REPORT AVERAGE	REPORT MAXIMUM	mg/L	FOUR/ YEAR	COMPOS	
PH EFFLUENT	SAMPLE MEASUREMENT	*****	*****	*****	7.2	*****	8.6	(12)	0*	03/DS	GR
	PERMIT REQUIREMENT	*****	*****		6.5 DAILY MN	*****	8.3 DAILY MX	SU	FOUR/ YEAR	GRAB	
SOLIDS, TOTAL SUSPENDED EFFLUENT	SAMPLE MEASUREMENT	*****	*****	*****	*****	124.8	221.0	(19)	0	03/DS	GR
	PERMIT REQUIREMENT	*****	*****		*****	REPORT AVERAGE	REPORT MAXIMUM	mg/L	FOUR/ YEAR	GRAB	
RAINFALL EFFLUENT	SAMPLE MEASUREMENT	0.15	1.46	INCHES /DAY	*****	*****	*****	*****	0	01/DS	CONTIN
	PERMIT REQUIREMENT	REPORT AVERAGE	REPORT MAXIMUM		*****	*****	*****		*****	ALL EVENTS	CONTINUOU S
FLOW, IN CONDUIT OR THRU TREATMENT PLANT EFFLUENT	SAMPLE MEASUREMENT	1.861	3.036	(03) mgd	*****	*****	*****	*****	0	99/99	RC
	PERMIT REQUIREMENT	REPORT MO AVE	REPORT DAILY MX		*****	*****	*****		*****	CONTINUOU US	CONTINUOU S

*. UNDERGOING FACILITY UPGRADE

SOMERVILLE MARGINAL CSO

NATIONAL POLLUTANT DISCHARGE ELIMINATION SYSTEM (NPDES)
NOVEMBER 2000 - DISCHARGE MONITORING REPORT (DMR)

PERMITTEE NAME / ADDRESS
 NAME MWRA
 ADDRESS CHARLESTOWN NAVY YARD
 100 FIRST AVE
 BOSTON MA 02129
 FACILITY MWRA
 LOCATION BOSTON MA 02129
 ATTN: Michael Hornbrook

MA0103284
PERMIT NUMBER

C05
DISCHARGE NUMBER

MINOR
 (SUBR E)
 F - FINAL
 CSO 205 - MONTHLY & QUARTERLY

MONITORING PERIOD					
FROM			TO		
YEAR	MO	DAY	YEAR	MO	DAY
2000	11	1	2000	11	30

*** NO DISCHARGE ***

PARAMETER (32-37)		(3 Card Only) QUANTITY OR LOADING (46-53) (54-61)			(4 Card Only) QUANTITY OR LOADING (38-45) (46-53) (54-61)				NO. EX (62-63)	FREQUENCY OF ANALYSIS (64-68)	SAMPLE TYPE (69-70)
		AVERAGE	MAXIMUM	UNITS	MINIMUM	AVERAGE	MAXIMUM	UNITS			
CHLORINE, TOTAL RESIDUAL EFFLUENT	SAMPLE MEASUREMENT	*****	*****		4.18	*****	4.30	(19)	0*	01/DS	GR
	PERMIT REQUIREMENT	*****	*****	*****	0.1 MO AVG	*****	.25 (mx.hourly) DAILY MX	mg/L		ONCE/ DSCHRG	GRAB
COLIFORM, FECAL GENERAL EFFLUENT	SAMPLE MEASUREMENT	*****	*****		62	*****	62	(13)	0	03/DS	GR
	PERMIT REQUIREMENT	*****	*****		REPORT MO AVG	*****	REPORT DAILY MX	#/100ML		FOUR/ YEAR	GRAB
PRECIPITATION, VOLUME EFFLUENT	SAMPLE MEASUREMENT	Q		(03)	*****	Q	*****				
	PERMIT REQUIREMENT	REPORT AVERAGE	REPORT MAXIMUM	mgd	*****	*****	*****	*****		ALL EVENTS	CONTINUOU S

*-UNDERGOING FACILITY UPGRADE
 Q-CANNOT QUANTIFY RAINFALL VOLUME

SOMERVILLE MARGINAL CSO

PERMITTEE NAME / ADDRESS
 NAME MWRA
 ADDRESS CHARLESTOWN NAVY YARD
 100 FIRST AVE
 BOSTON MA 02129
 FACILITY MWRA
 LOCATION BOSTON MA 02129
 ATTN: Michael Hornbrook

NATIONAL POLLUTANT DISCHARGE ELIMINATION SYSTEM (NPDES)
NOVEMBER 2000 - DISCHARGE MONITORING REPORT (DMR)

MA0103284	C05
PERMIT NUMBER	DISCHARGE NUMBER

MINOR
 (SUBR E)
 F - FINAL
 CSO 205 - MONTHLY & QUARTERLY

MONITORING PERIOD					
FROM			TO		
YEAR	MO	DAY	YEAR	MO	DAY
2000	11	1	2000	11	30

*** NO DISCHARGE ***

PARAMETER (32-37)	X	(3 Card Only) QUANTITY OR LOADING (46-53) (54-61)			(4 Card Only) QUANTITY OR LOADING (38-45) (46-53) (54-61)				NO. EX (62-63)	FREQUENCY OF ANALYSIS (64-68)	SAMPLE TYPE (69-70)
		AVERAGE	MAXIMUM	UNITS	MINIMUM	AVERAGE	MAXIMUM	UNITS			
LC50/PF STAT 24HR AC PIMPEPHALES EFFLUENT	SAMPLE MEASUREMENT	*****	*****	*****	9			(23)			
	PERMIT REQUIREMENT	*****	*****	*****	REPORT DAILY MN	*****	*****	PERCENT		SEMI / ANNUAL	COMP24
LC50/PF STAT 24HR AC DAPHNIA EFFLUENT	SAMPLE MEASUREMENT	*****	*****	*****	9	*****	*****	(23)			
	PERMIT REQUIREMENT	*****	*****	*****	REPORT DAILY MN	*****	*****	PERCENT		SEMI / ANNUAL	COMP24
NAME / TITLE PRINCIPAL EXECUTIVE		I CERTIFY UNDER PENALTY OF LAW THAT I HAVE PERSONALLY EXAMINED AND AM FAMILIAR WITH THE INFORMATION SUBMITTED HEREIN; AND BASED ON MY INQUIRY OF THOSE INDIVIDUALS IMMEDIATELY RESPONSIBLE FOR OBTAINING THE INFORMATION, I BELIEVE THE SUBMITTED INFORMATION IS TRUE.							See original form for signature	TELEPHONE	DATE
Michael F. Hornbrook										(617)788-4359	12/15/2000

9-NO SAMPLING CONDUCTED THIS MONTH

SOMERVILLE MARGINAL RELIEF OUTFALL

NATIONAL POLLUTANT DISCHARGE ELIMINATION SYSTEM (NPDES)

NOVEMBER 2000 - DISCHARGE MONITORING REPORT (DMR)

PERMITTEE NAME / ADDRESS

NAME MWRA
 ADDRESS CHARLESTOWN NAVY YARD
 100 FIRST AVE
 BOSTON MA 02129

FACILITY MWRA
 LOCATION BOSTON MA 02129
 ATTN: Michael Hornbrook

MA0103284
PERMIT NUMBER

C25
DISCHARGE NUMBER

MINOR (SUBR E)
 F - FINAL
 CSO 205 - MONTHLY & QUARTERLY

MONITORING PERIOD					
FROM			TO		
YEAR	MO	DAY	YEAR	MO	DAY
2000	11	1	2000	11	30

*** NO DISCHARGE ***

PARAMETER (32-37)	SAMPLE MEASUREMENT / PERMIT REQUIREMENT	(3 Card Only) QUANTITY OR LOADING (46-53) (54-61)			(4 Card Only) QUANTITY OR LOADING (38-45) (46-53) (54-61)			NO. EX (62-63)	FREQUENCY OF ANALYSIS (64-68)	SAMPLE TYPE (69-70)
		AVERAGE	MAXIMUM	UNITS	MINIMUM	AVERAGE	MAXIMUM			
FLOW RATE EFFLUENT	SAMPLE MEASUREMENT			GALLON	*****	*****	*****		ALL EVENTS	CONTINUOUS
	PERMIT REQUIREMENT	REPORT MO AVE	REPORT DAILY MX	/HOUR	*****	*****	*****			*****
DISCHARGE DURATION EFFLUENT	SAMPLE MEASUREMENT			MINUTE	*****	*****	*****		01/DS	CONTINUOUS
	PERMIT REQUIREMENT	REPORT AVERAGE	REPORT MAXIMUM	S	*****	*****	*****			*****
BOD, 5 - DAY (20 DEG. C) EFFLUENT	SAMPLE MEASUREMENT	*****	*****	*****	*****			(19)	FOUR/YEAR	COMPOS
	PERMIT REQUIREMENT	*****	*****	*****	*****	REPORT AVERAGE	REPORT MAXIMUM	mg/L		COMPOS
PH EFFLUENT	SAMPLE MEASUREMENT	*****	*****	*****				(12)	FOUR/YEAR	GR
	PERMIT REQUIREMENT	*****	*****	*****	6.5 DAILY MN	*****	8.3 DAILY MX	SU		GRAB
SOLIDS, TOTAL SUSPENDED EFFLUENT	SAMPLE MEASUREMENT	*****	*****	*****	*****			(19)	FOUR/YEAR	COMPOS
	PERMIT REQUIREMENT	*****	*****	*****	*****	REPORT AVERAGE	REPORT MAXIMUM	mg/L		COMPOS
RAINFALL EFFLUENT	SAMPLE MEASUREMENT			INCHES		*****		*****	01/DS	CONTINUOUS
	PERMIT REQUIREMENT	REPORT AVERAGE	REPORT MAXIMUM	/DAY	*****	*****	*****			*****
FLOW, IN CONDUIT OR THRU TREATMENT PLANT EFFLUENT	SAMPLE MEASUREMENT			(03)		*****		*****	01/DS	CONTINUOUS
	PERMIT REQUIREMENT	REPORT MO AVE	REPORT DAILY MX	mgd	*****	*****	*****			*****

SOMERVILLE MARGINAL RELIEF OUTFALL

NATIONAL POLLUTANT DISCHARGE ELIMINATION SYSTEM (NPDES)

NOVEMBER 2000 - DISCHARGE MONITORING REPORT (DMR)

PERMITTEE NAME / ADDRESS

NAME MWRA
 ADDRESS CHARLESTOWN NAVY YARD
 100 FIRST AVE
 BOSTON MA 02129
 FACILITY MWRA
 LOCATION BOSTON MA 02129
 ATTN: Michael Hornbrook

MA0103284
PERMIT NUMBER

C25
DISCHARGE NUMBER

MINOR

(SUBR E)

F - FINAL

CSO 205 - MONTHLY & QUARTERLY

*** NO DISCHARGE ***

MONITORING PERIOD					
FROM			TO		
YEAR	MO	DAY	YEAR	MO	DAY
2000	11	1	2000	11	30

PARAMETER (32-37)	X	(3 Card Only) QUANTITY OR LOADING (46-53) (54-61)			(4 Card Only) QUANTITY OR LOADING (38-45) (46-53) (54-61)				NO. EX (62-63)	FREQUENCY OF ANALYSIS (64-68)	SAMPLE TYPE (69-70)
		AVERAGE	MAXIMUM	UNITS	MINIMUM	AVERAGE	MAXIMUM	UNITS			
CHLORINE, TOTAL RESIDUAL EFFLUENT	SAMPLE MEASUREMENT	*****	*****	*****		*****		(19)			GR
	PERMIT REQUIREMENT	*****	*****	*****	0.1 MO AVG	*****	.25 (mx.hourly) DAILY MX	mg/L		ONCE/ DSCHRG	GRAB
COLIFORM, FECAL GENERAL EFFLUENT	SAMPLE MEASUREMENT	*****	*****	*****		*****		(13)			GR
	PERMIT REQUIREMENT	*****	*****	*****	REPORT MO AVG	*****	REPORT DAILY MX	#/100ML		FOUR/ YEAR	GRAB
PRECIPITATION, VOLUME EFFLUENT	SAMPLE MEASUREMENT			(03)	*****		*****	*****			CONTINUOU S
	PERMIT REQUIREMENT	REPORT AVERAGE	REPORT MAXIMUM	mgd	*****	*****	*****	*****		ALL EVENTS	CONTINUOU S

SOMERVILLE MARGINAL RELIEF OUTFALL

NATIONAL POLLUTANT DISCHARGE ELIMINATION SYSTEM (NPDES)

NOVEMBER 2000 - DISCHARGE MONITORING REPORT (DMR)

PERMITTEE NAME / ADDRESS

NAME MWRA
 ADDRESS CHARLESTOWN NAVY YARD
 100 FIRST AVE
 BOSTON MA 02129

FACILITY MWRA
 LOCATION BOSTON MA 02129

ATTN: Michael Hornbrook

MA0103284
PERMIT NUMBER

C25
DISCHARGE NUMBER

MINOR

(SUBR E)

F - FINAL

CSO 205 - MONTHLY & QUARTERLY

MONITORING PERIOD					
FROM			TO		
YEAR	MO	DAY	YEAR	MO	DAY
2000	11	1	2000	11	30

*** NO DISCHARGE ***

PARAMETER (32-37)	SAMPLE MEASUREMENT / PERMIT REQUIREMENT	(3 Card Only) QUANTITY OR LOADING (46-53) (54-61)			(4 Card Only) QUANTITY OR LOADING (38-45) (46-53) (54-61)				NO. EX (62-63)	FREQUENCY OF ANALYSIS (64-68)	SAMPLE TYPE (69-70)
		AVERAGE	MAXIMUM	UNITS	MINIMUM	AVERAGE	MAXIMUM	UNITS			
LC50/PF STAT 24HR AC PIMPEPHALES EFFLUENT	SAMPLE MEASUREMENT	*****	*****	*****				(23)			
	PERMIT REQUIREMENT	*****	*****	*****	REPORT DAILY MN	*****	*****	PERCENT		SEMI / ANNUAL	COMP24
LC50/PF STAT 24HR AC DAPHNIA EFFLUENT	SAMPLE MEASUREMENT	*****	*****	*****		*****	*****	(23)			
	PERMIT REQUIREMENT	*****	*****	*****	REPORT DAILY MN	*****	*****	PERCENT		SEMI / ANNUAL	COMP24
NAME / TITLE PRINCIPAL EXECUTIVE Michael F. Hornbrook	I CERTIFY UNDER PENALTY OF LAW THAT I HAVE PERSONALLY EXAMINED AND AM FAMILIAR WITH THE INFORMATION SUBMITTED HEREIN; AND BASED ON MY INQUIRY OF THOSE INDIVIDUALS IMMEDIATELY RESPONSIBLE FOR OBTAINING THE INFORMATION, I BELIEVE THE SUBMITTED INFORMATION IS TRUE.							See original form for signature	TELEPHONE (617)788-4359	DATE 12/15/2000	

CONSTITUTION BEACH CSO

NATIONAL POLLUTANT DISCHARGE ELIMINATION SYSTEM (NPDES)

NOVEMBER 2000 - DISCHARGE MONITORING REPORT (DMR)

PERMITTEE NAME / ADDRESS

NAME MWRA
 ADDRESS CHARLESTOWN NAVY YARD
 100 FIRST AVE
 BOSTON MA 02129

FACILITY MWRA
 LOCATION BOSTON MA 02129
 ATTN: Michael Hornbrook

MA0103284
PERMIT NUMBER

C07 A
DISCHARGE NUMBER

MINOR (SUBR E)
 F - FINAL
 CSO 207 - MONTHLY & QUARTERLY

MONITORING PERIOD					
FROM			TO		
YEAR	MO	DAY	YEAR	MO	DAY
2000	11	1	2000	11	30

*** NO DISCHARGE ***

PARAMETER (32-37)	SAMPLE MEASUREMENT / PERMIT REQUIREMENT	(3 Card Only) QUANTITY OR LOADING (46-53) (54-61)			(4 Card Only) QUANTITY OR LOADING (38-45) (46-53) (54-61)			NO. EX (62-63)	FREQUENCY OF ANALYSIS (64-68)	SAMPLE TYPE (69-70)
		AVERAGE	MAXIMUM	UNITS	MINIMUM	AVERAGE	MAXIMUM			
FLOW RATE EFFLUENT	SAMPLE MEASUREMENT			GALLON / HOUR	*****	*****	*****	*****	ALL EVENTS	CONTINUOUS
	PERMIT REQUIREMENT	REPORT MO AVE	REPORT DAILY MX		*****	*****	*****			
DISCHARGE DURATION EFFLUENT	SAMPLE MEASUREMENT			MINUTE S	*****	*****	*****	*****	ALL EVENTS	CONTINUOUS
	PERMIT REQUIREMENT	REPORT AVERAGE	REPORT MAXIMUM		*****	*****	*****			
BOD, 5 - DAY (20 DEG. C) EFFLUENT	SAMPLE MEASUREMENT	*****	*****	*****	*****			(19)	FOUR/YEAR	COMPOS
	PERMIT REQUIREMENT	*****	*****	*****	*****	REPORT AVERAGE	REPORT MAXIMUM	mg/L		
PH EFFLUENT	SAMPLE MEASUREMENT	*****	*****	*****				(12)	FOUR/YEAR	GRAB
	PERMIT REQUIREMENT	*****	*****	*****	6.5 DAILY MN	*****	8.3 DAILY MX	SU		
SOLIDS, TOTAL SUSPENDED EFFLUENT	SAMPLE MEASUREMENT	*****	*****	*****	*****			(19)	FOUR/YEAR	COMPOS
	PERMIT REQUIREMENT	*****	*****	*****	*****	REPORT AVERAGE	REPORT MAXIMUM	mg/L		
RAINFALL EFFLUENT	SAMPLE MEASUREMENT			INCHES / DAY	*****	*****	*****	*****	ALL EVENTS	CONTINUOUS
	PERMIT REQUIREMENT	REPORT AVERAGE	REPORT MAXIMUM		*****	*****	*****			
FLOW, IN CONDUIT OR THRU TREATMENT PLANT EFFLUENT	SAMPLE MEASUREMENT			(03)	*****	*****	*****	*****	CONTINUOUS	CONTINUOUS
	PERMIT REQUIREMENT	REPORT MO AVE	REPORT DAILY MX	mgd	*****	*****	*****			

CONSTITUTION BEACH CSO

NATIONAL POLLUTANT DISCHARGE ELIMINATION SYSTEM (NPDES)
NOVEMBER 2000 - DISCHARGE MONITORING REPORT (DMR)

PERMITTEE NAME / ADDRESS
 NAME MWRA
 ADDRESS CHARLESTOWN NAVY YARD
 100 FIRST AVE
 BOSTON MA 02129
 FACILITY MWRA
 LOCATION BOSTON MA 02129
 ATTN: Michael Hornbrook

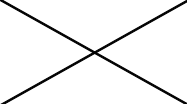
MA0103284
PERMIT NUMBER

C07 A
DISCHARGE NUMBER

MINOR
 (SUBR E)
 F - FINAL
 CSO 207 - MONTHLY & QUARTERLY

MONITORING PERIOD					
FROM			TO		
YEAR	MO	DAY	YEAR	MO	DAY
2000	11	1	2000	11	30

*** NO DISCHARGE ***

PARAMETER (32-37)		(3 Card Only) QUANTITY OR LOADING (46-53) (54-61)			(4 Card Only) QUANTITY OR LOADING (38-45) (46-53) (54-61)				NO. EX (62-63)	FREQUENCY OF ANALYSIS (64-68)	SAMPLE TYPE (69-70)
		AVERAGE	MAXIMUM	UNITS	MINIMUM	AVERAGE	MAXIMUM	UNITS			
CHLORINE, TOTAL RESIDUAL EFFLUENT	SAMPLE MEASUREMENT	*****	*****			*****		(19)			
	PERMIT REQUIREMENT	*****	*****	*****	0.1 MO AVG	*****	.25 (mx.hourly) DAILY MX	mg/L		ONCE/ DSCHRG	GRAB
COLIFORM, FECAL GENERAL EFFLUENT	SAMPLE MEASUREMENT	*****	*****	*****		*****		(13)			
	PERMIT REQUIREMENT	*****	*****	*****	REPORT MO AVG	*****	REPORT DAILY MX	#/100ML		FOUR/ YEAR	GRAB
PRECIPITATION, VOLUME EFFLUENT	SAMPLE MEASUREMENT			(03)	*****	*****	*****	*****			
	PERMIT REQUIREMENT	REPORT AVERAGE	REPORT MAXIMUM	mgd	*****	*****	*****	*****		ALL EVENTS	CONTINUOU S

CONSTITUTION BEACH CSO

PERMITTEE NAME / ADDRESS
 NAME MWRA
 ADDRESS CHARLESTOWN NAVY YARD
 100 FIRST AVE
 BOSTON MA 02129
 FACILITY MWRA
 LOCATION BOSTON MA 02129
 ATTN: Michael Hornbrook

NATIONAL POLLUTANT DISCHARGE ELIMINATION SYSTEM (NPDES)
NOVEMBER 2000 - DISCHARGE MONITORING REPORT (DMR)

MA0103284
PERMIT NUMBER

C07 A
DISCHARGE NUMBER

MINOR
 (SUBR E)
 F - FINAL
 CSO 207 - MONTHLY & QUARTERLY

MONITORING PERIOD					
FROM			TO		
YEAR	MO	DAY	YEAR	MO	DAY
2000	11	1	2000	11	30

*** NO DISCHARGE ***

PARAMETER (32-37)	X	(3 Card Only) QUANTITY OR LOADING (46-53) (54-61)			(4 Card Only) QUANTITY OR LOADING (38-45) (46-53) (54-61)				NO. EX (62-63)	FREQUENCY OF ANALYSIS (64-68)	SAMPLE TYPE (69-70)
		AVERAGE	MAXIMUM	UNITS	MINIMUM	AVERAGE	MAXIMUM	UNITS			
LC50/PF STAT 24HR AC PIMPEPHALES EFFLUENT	SAMPLE MEASUREMENT	*****	*****	*****	9	*****	*****	(23)			24
	PERMIT REQUIREMENT	*****	*****	*****	REPORT DAILY MN	*****	*****	PERCENT	1	SEMI / ANNUAL	COMP24
LC50/PF STAT 24HR AC DAPHNIA EFFLUENT	SAMPLE MEASUREMENT	*****	*****	*****	9	*****	*****	(23)			24
	PERMIT REQUIREMENT	*****	*****	*****	REPORT DAILY MN	*****	*****	PERCENT	1	SEMI / ANNUAL	COMP24
NAME / TITLE PRINCIPAL EXECUTIVE	I CERTIFY UNDER PENALTY OF LAW THAT I HAVE PERSONALLY EXAMINED AND AM FAMILIAR WITH THE INFORMATION SUBMITTED HEREIN; AND BASED ON MY INQUIRY OF THOSE INDIVIDUALS IMMEDIATELY RESPONSIBLE FOR OBTAINING THE INFORMATION, I BELIEVE THE SUBMITTED INFORMATION IS TRUE.							See original form for signature	TELEPHONE	DATE	
Michael F. Hornbrook									(617)788-4359	12/15/2000	

FOX POINT CSO

NATIONAL POLLUTANT DISCHARGE ELIMINATION SYSTEM (NPDES)

NOVEMBER 2000 - DISCHARGE MONITORING REPORT (DMR)

PERMITTEE NAME / ADDRESS

NAME MWRA
 ADDRESS CHARLESTOWN NAVY YARD
 100 FIRST AVE
 BOSTON MA 02129

FACILITY MWRA
 LOCATION BOSTON MA 02129
 ATTN: Michael Hornbrook

MA0103284
PERMIT NUMBER

C09 A
DISCHARGE NUMBER

MINOR (SUBR E)
 F - FINAL
 CSO 209 - MONTHLY & QUARTERLY

MONITORING PERIOD					
FROM			TO		
YEAR	MO	DAY	YEAR	MO	DAY
2000	11	1	2000	11	30

*** NO DISCHARGE ***

PARAMETER (32-37)		(3 Card Only) QUANTITY OR LOADING (46-53) (54-61)			(4 Card Only) QUANTITY OR LOADING (38-45) (46-53) (54-61)			NO. EX (62-63)	FREQUENCY OF ANALYSIS (64-68)	SAMPLE TYPE (69-70)	
		AVERAGE	MAXIMUM	UNITS	MINIMUM	AVERAGE	MAXIMUM				UNITS
FLOW RATE EFFLUENT	SAMPLE MEASUREMENT	0.54	1.59	MGPH	*****	*****	*****	*****	0	01/DS	CA
	PERMIT REQUIREMENT	REPORT MO AVE	REPORT DAILY MX		*****	*****	*****		*****	ALL EVENTS	CONTINUOU S
DISCHARGE DURATION EFFLUENT	SAMPLE MEASUREMENT	315	720	MINUTE S	*****	*****	*****	*****	0	99/99	CONTIN
	PERMIT REQUIREMENT	REPORT AVERAGE	REPORT MAXIMUM		*****	*****	*****		*****	ALL EVENTS	CONTINUOU S
BOD, 5 - DAY (20 DEG. C) EFFLUENT	SAMPLE MEASUREMENT	*****	*****	*****	*****	9		(19)			
	PERMIT REQUIREMENT	*****	*****		*****	REPORT AVERAGE	REPORT MAXIMUM			mg/L	FOUR/ YEAR
PH EFFLUENT	SAMPLE MEASUREMENT	*****	*****	*****	9	*****		(12)			
	PERMIT REQUIREMENT	*****	*****		6.5 DAILY MN	*****	8.3 DAILY MX			SU	FOUR/ YEAR
SOLIDS, TOTAL SUSPENDED EFFLUENT	SAMPLE MEASUREMENT	*****	*****	*****	*****	9		(19)			
	PERMIT REQUIREMENT	*****	*****		*****	REPORT AVERAGE	REPORT MAXIMUM			mg/L	FOUR/ YEAR
RAINFALL EFFLUENT	SAMPLE MEASUREMENT	0.15	1.46	INCH ES/DAY	*****	*****	*****	*****	0	01/DS	CONTIN
	PERMIT REQUIREMENT	REPORT AVERAGE	REPORT MAXIMUM		*****	*****	*****		*****	ALL EVENTS	CONTINUOU S
FLOW, IN CONDUIT OR THRU TREATMENT PLANT EFFLUENT	SAMPLE MEASUREMENT	2.15	6.38	(03) mgd	*****	*****	*****	*****	0	99/99	RC
	PERMIT REQUIREMENT	REPORT MO AVE	REPORT DAILY MX		*****	*****	*****		*****	CONTINUOU US	CONTINUOU S

9-NO SAMPLING CONDUCTED THIS MONTH

FOX POINT CSO

NATIONAL POLLUTANT DISCHARGE ELIMINATION SYSTEM (NPDES)
NOVEMBER 2000 - DISCHARGE MONITORING REPORT (DMR)

PERMITTEE NAME / ADDRESS
 NAME MWRA
 ADDRESS CHARLESTOWN NAVY YARD
 100 FIRST AVE
 BOSTON MA 02129
 FACILITY MWRA
 LOCATION BOSTON MA 02129
 ATTN: Michael Hornbrook

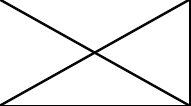
MA0103284
PERMIT NUMBER

C09 A
DISCHARGE NUMBER

MINOR
 (SUBR E)
 F - FINAL
 CSO 209 - MONTHLY & QUARTERLY

MONITORING PERIOD					
FROM			TO		
YEAR	MO	DAY	YEAR	MO	DAY
2000	11	1	2000	11	30

*** NO DISCHARGE ***

PARAMETER (32-37)		(3 Card Only) QUANTITY OR LOADING (46-53) (54-61)			(4 Card Only) QUANTITY OR LOADING (38-45) (46-53) (54-61)				NO. EX (62-63)	FREQUENCY OF ANALYSIS (64-68)	SAMPLE TYPE (69-70)
		AVERAGE	MAXIMUM	UNITS	MINIMUM	AVERAGE	MAXIMUM	UNITS			
CHLORINE, TOTAL RESIDUAL EFFLUENT	SAMPLE MEASUREMENT	*****	*****		9	*****		(19)			
	PERMIT REQUIREMENT	*****	*****	*****	0.1 MO AVG	*****	.25 (mx.hourly) DAILY MX	mg/L		ONCE/ DSCHRG	GRAB
COLIFORM, FECAL GENERAL EFFLUENT	SAMPLE MEASUREMENT	*****	*****		9	*****		(13)			
	PERMIT REQUIREMENT	*****	*****	*****	REPORT MO AVG	*****	REPORT DAILY MX	#/100ML		FOUR/ YEAR	GRAB
PRECIPITATION, VOLUME EFFLUENT	SAMPLE MEASUREMENT	Q		(03)	*****	*****	*****	*****			
	PERMIT REQUIREMENT	REPORT AVERAGE	REPORT MAXIMUM	mgd	*****	*****	*****	*****		ALL EVENTS	CONTINUOU S

9-NO SAMPLING CONDUCTED THIS MONTH
 Q-CANNOT QUANTIFY RAINFALL VOLUME

COMMERCIAL POINT CSO

PERMITTEE NAME / ADDRESS
 NAME MWRA
 ADDRESS CHARLESTOWN NAVY YARD
 100 FIRST AVE
 BOSTON MA 02129
 FACILITY MWRA
 LOCATION BOSTON MA 02129
 ATTN: Michael Hornbrook

NATIONAL POLLUTANT DISCHARGE ELIMINATION SYSTEM (NPDES)

NOVEMBER 2000 - DISCHARGE MONITORING REPORT (DMR)

MA0103284
PERMIT NUMBER

C11 A
DISCHARGE NUMBER

MINOR
 (SUBR E)
 F - FINAL
 CSO 211- MONTHLY & QUARTERLY

MONITORING PERIOD					
FROM			TO		
YEAR	MO	DAY	YEAR	MO	DAY
2000	11	1	2000	11	30

*** NO DISCHARGE ***

PARAMETER (32-37)		(3 Card Only) QUANTITY OR LOADING (46-53) (54-61)			(4 Card Only) QUANTITY OR LOADING (38-45) (46-53) (54-61)				NO. EX (62-63)	FREQUENCY OF ANALYSIS (64-68)	SAMPLE TYPE (69-70)
		AVERAGE	MAXIMUM	UNITS	MINIMUM	AVERAGE	MAXIMUM	UNITS			
FLOW RATE EFFLUENT	SAMPLE MEASUREMENT	0.38	0.87	MGPH	*****	*****	*****	*****	0	01/DS	CA
	PERMIT REQUIREMENT	REPORT MO AVE	REPORT DAILY MX		*****	*****	*****		*****	ALL EVENTS	CONTINUOU S
DISCHARGE DURATION EFFLUENT	SAMPLE MEASUREMENT	409	1020	MINUTE S	*****	*****	*****	*****	0	99/99	CONTIN
	PERMIT REQUIREMENT	REPORT AVERAGE	REPORT MAXIMUM		*****	*****	*****		*****	ALL EVENTS	CONTINUOU S
BOD, 5 - DAY (20 DEG. C) EFFLUENT	SAMPLE MEASUREMENT	*****	*****	*****	*****	9	*****	(19)	*****	*****	*****
	PERMIT REQUIREMENT	*****	*****		*****	REPORT AVERAGE					
PH EFFLUENT	SAMPLE MEASUREMENT	*****	*****	*****	9	*****	*****	(12)	*****	*****	*****
	PERMIT REQUIREMENT	*****	*****		*****	6.5 DAILY MN					
SOLIDS, TOTAL SUSPENDED EFFLUENT	SAMPLE MEASUREMENT	*****	*****	*****	*****	9	*****	(19)	*****	*****	*****
	PERMIT REQUIREMENT	*****	*****		*****	REPORT AVERAGE					
RAINFALL EFFLUENT	SAMPLE MEASUREMENT	0.15	1.46	INCH ES/DAY	*****	*****	*****	*****	0	01/DS	CONTIN
	PERMIT REQUIREMENT	REPORT AVERAGE	REPORT MAXIMUM		*****	*****	*****		*****	ALL EVENTS	CONTINUOU S
FLOW, IN CONDUIT OR THRU TREATMENT PLANT EFFLUENT	SAMPLE MEASUREMENT	1.87	3.06	(03) mgd	*****	*****	*****	*****	0	99/99	RC
	PERMIT REQUIREMENT	REPORT MO AVE	REPORT DAILY MX		*****	*****	*****		*****	CONTINUOU US	CONTINUOU S

9-NO SAMPLING CONDUCTED THIS MONTH

COMMERCIAL POINT CSO

PERMITTEE NAME / ADDRESS
 NAME MWRA
 ADDRESS CHARLESTOWN NAVY YARD
 100 FIRST AVE
 BOSTON MA 02129
 FACILITY MWRA
 LOCATION BOSTON MA 02129
 ATTN: Michael Hornbrook

NATIONAL POLLUTANT DISCHARGE ELIMINATION SYSTEM (NPDES)
NOVEMBER 2000 - DISCHARGE MONITORING REPORT (DMR)

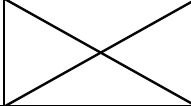
MA0103284
PERMIT NUMBER

C11 A
DISCHARGE NUMBER

MINOR
 (SUBR E)
 F - FINAL
 CSO 211 - MONTHLY & QUARTERLY

MONITORING PERIOD					
FROM			TO		
YEAR	MO	DAY	YEAR	MO	DAY
2000	11	1	2000	11	30

*** NO DISCHARGE ***

PARAMETER <i>(32-37)</i>		(3 Card Only) QUANTITY OR LOADING <i>(46-53) (54-61)</i>			(4 Card Only) QUANTITY OR LOADING <i>(38-45) (46-53) (54-61)</i>				NO. EX <i>(62-63)</i>	FREQUENCY OF ANALYSIS <i>(64-68)</i>	SAMPLE TYPE <i>(69-70)</i>
		AVERAGE	MAXIMUM	UNITS	MINIMUM	AVERAGE	MAXIMUM	UNITS			
CHLORINE, TOTAL RESIDUAL EFFLUENT	SAMPLE MEASUREMENT	*****	*****		9	*****		(19)			
	PERMIT REQUIREMENT	*****	*****	*****	0.1 MO AVG	*****	.25 (mx.hourly) DAILY MX	mg/L		ONCE/ DSCHRG	GRAB
COLIFORM, FECAL GENERAL EFFLUENT	SAMPLE MEASUREMENT	*****	*****		9	*****		(13)			
	PERMIT REQUIREMENT	*****	*****	*****	REPORT MO AVG	*****	REPORT DAILY MX	#/100ML		FOUR/ YEAR	GRAB
PRECIPITATION, VOLUME EFFLUENT	SAMPLE MEASUREMENT	Q		(03)	*****	*****	*****				
	PERMIT REQUIREMENT	REPORT AVERAGE	REPORT MAXIMUM	mgd	*****	*****	*****	*****		ALL EVENTS	CONTINUOU S

9-NO SAMPLING CONDUCTED THIS MONTH
 Q-CANNOT QUANTIFY RAINFALL VOLUME

COMMERCIAL POINT CSO

PERMITTEE NAME / ADDRESS
 NAME MWRA
 ADDRESS CHARLESTOWN NAVY YARD
 100 FIRST AVE
 BOSTON MA 02129
 FACILITY MWRA
 LOCATION BOSTON MA 02129
 ATTN: Michael Hornbrook

NATIONAL POLLUTANT DISCHARGE ELIMINATION SYSTEM (NPDES)
NOVEMBER 2000 - DISCHARGE MONITORING REPORT (DMR)

MA0103284
PERMIT NUMBER

C11 A
DISCHARGE NUMBER

MINOR
 (SUBR E)
 F - FINAL
 CSO 211 - MONTHLY & QUARTERLY

MONITORING PERIOD					
FROM			TO		
YEAR	MO	DAY	YEAR	MO	DAY
2000	11	1	2000	11	30

*** NO DISCHARGE ***

PARAMETER (32-37)	X	(3 Card Only) QUANTITY OR LOADING (46-53) (54-61)			(4 Card Only) QUANTITY OR LOADING (38-45) (46-53) (54-61)				NO. EX (62-63)	FREQUENCY OF ANALYSIS (64-68)	SAMPLE TYPE (69-70)
		AVERAGE	MAXIMUM	UNITS	MINIMUM	AVERAGE	MAXIMUM	UNITS			
LC50/PF STAT 24HR AC U CERICDAPHNIA EFFLUENT	SAMPLE MEASUREMENT	*****	*****	*****	9	*****	*****	(23)			
	PERMIT REQUIREMENT	*****	*****	*****	REPORT DAILY MN	*****	*****	PERCENT		SEMI / ANNUAL	COMP24
LC50/PF STAT 24HR AC U D. PULEX EFFLUENT	SAMPLE MEASUREMENT	*****	*****	*****	9	*****	*****	(23)			
	PERMIT REQUIREMENT	*****	*****	*****	REPORT DAILY MN	*****	*****	PERCENT		SEMI / ANNUAL	COMP24
NAME / TITLE PRINCIPAL EXECUTIVE	I CERTIFY UNDER PENALTY OF LAW THAT I HAVE PERSONALLY EXAMINED AND AM FAMILIAR WITH THE INFORMATION SUBMITTED HEREIN; AND BASED ON MY INQUIRY OF THOSE INDIVIDUALS IMMEDIATELY RESPONSIBLE FOR OBTAINING THE INFORMATION, I BELIEVE THE SUBMITTED INFORMATION IS TRUE.							See original form for signature	TELEPHONE	DATE	
Michael F. Hornbrook									(617)788-4359	12/15/2000	

9-NO SAMPLING CONDUCTED THIS MONTH